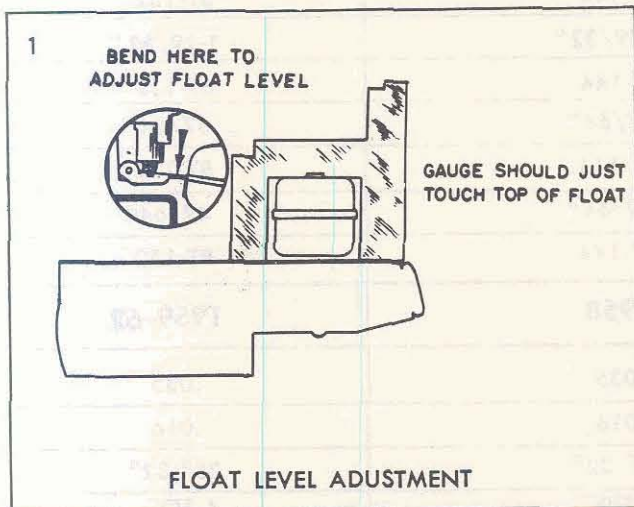




Delco Rochester

MODEL 2G CARBURETORS

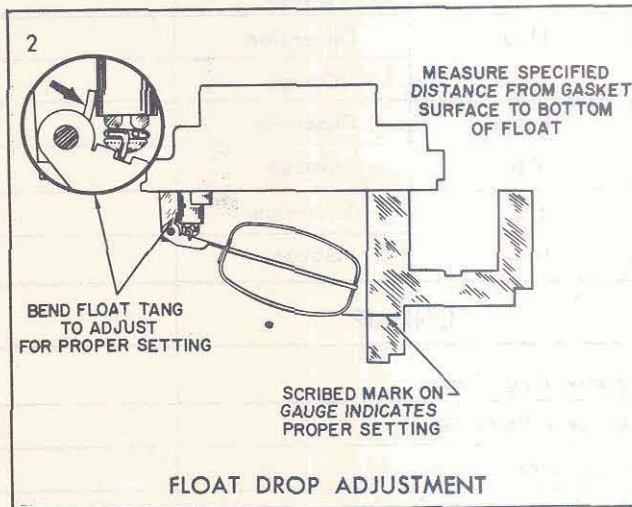
1958-1962 CHEVROLET & GMC TRUCK V-8



1958 SETTING: 1-19/64" — GAUGE, BT-144
1959-62 SETTING — 1-23/64" — GAUGE, BT-152

With the air horn inverted and the gasket in place, position the float level gauge over the float so that it rests against the pump side of the power piston shaft, with the outer gauge leg in line with the center of the float.

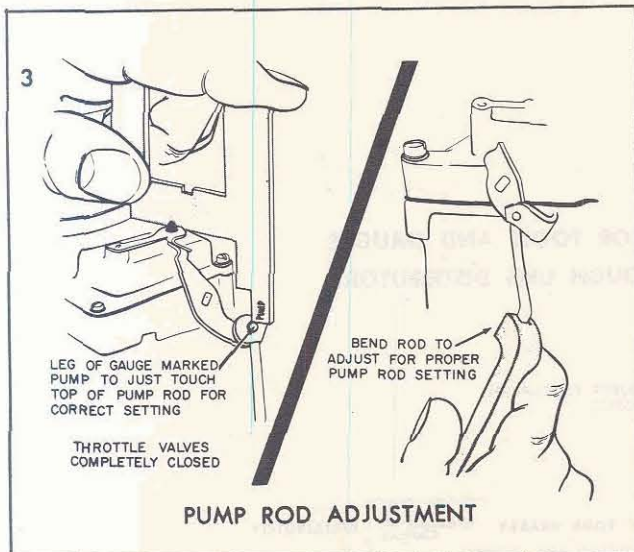
Bend the float arm until the float just touches the bottom of the gauge. (Use Bending Tool BT-69)



1958-62 SETTING — 1-29/32" — GAUGE, BT-144, BT-152

The float drop is correct when the distance from the air horn gasket to the bottom of the float is 1-29/32", with the air horn held upright.

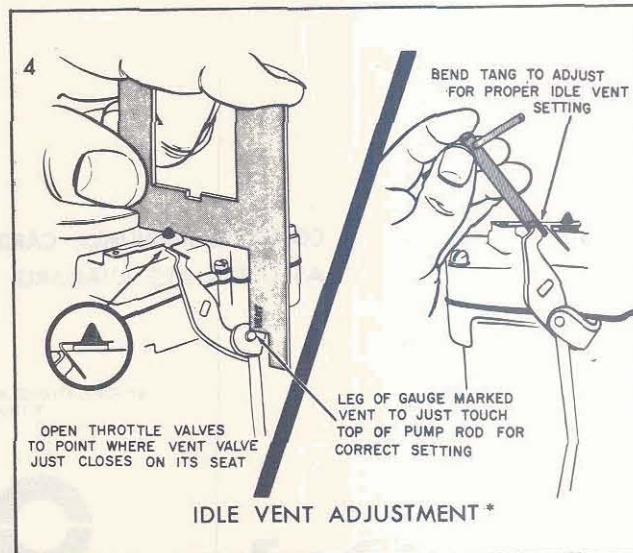
Bend the float tang to adjust: toward needle seat to lessen drop and away from seat to increase drop.



1958-62 SETTING — 57/64" — GAUGE, BT-144, BT-152

Back off the throttle stop screw and hold the throttle valves completely closed. Check the distance from the top of the pump housing to the top of the pump rod with the combination float and pump rod gauge.

To adjust, bend the pump rod with Bending Tool BT-18.



1958-60 SETTING — 49/64" — GAUGE, BT-144, BT-152

Note: Make pump rod adjustment before adjusting idle vent valve. Place specified Gauge on top of pump housing on air horn, as shown, with leg of gauge marked "Vent" above pump rod. Slowly open throttle valves until vent valve just closes. With throttle valves held in this position, lower edge of gauge leg marked "Vent" should just touch top of pump rod. To adjust bend tang on pump lever as shown.

*Vent valve not used on 1961-62 models.

QUICK REFERENCE SPECIFICATIONS

YEAR		1958		1959	1959-62
CARBURETOR No.		7012047 7012035	7012455 7012453	7013009	7013011 7015015
ADJUSTMENTS					
Float	Dimension	1-19/64"		1-23/64"	
Level	Gauge	BT-144		BT-152	
Float	Dimension	1-29/32"		1-29/32"	
Drop	Gauge	BT-144		BT-152	
Pump	Dimension	57/64"		57/64"	
Rod	Gauge	BT-144		BT-152	
Idle	Dimension	49/64"		49/64"	
Vent	Gauge	BT-144		BT-152	
TUNE-UP		1958		1959-62	
Spark Plug Gap		.035		.035	
Breaker Point Gap		.016		.016	
Cam Dwell		28°-32°		28°-32°	
Ignition Timing		4° BTDC DIST. VAC. LINE DISCONNECTED		4° BTDC DIST. VAC. LINE DISCONNECTED	
Idle R.P.M.		Syn-475 Auto. Trans.-425 "DR."		Syn-475 Auto. Trans.-450 "DR."	

NOTE: For complete carburetor specifications, refer to 9D-1 Section of the Parts and Service Manual.

Refer to Bulletin 9D-10 for basic operation and overhaul procedures.

**COMPLETE MANUALS, CARBURETOR TOOLS AND GAUGES
AS LISTED ARE AVAILABLE THROUGH UMS DISTRIBUTORS**

SPECIFICATIONS ARE SUBJECT TO CHANGE
WITHOUT NOTICE

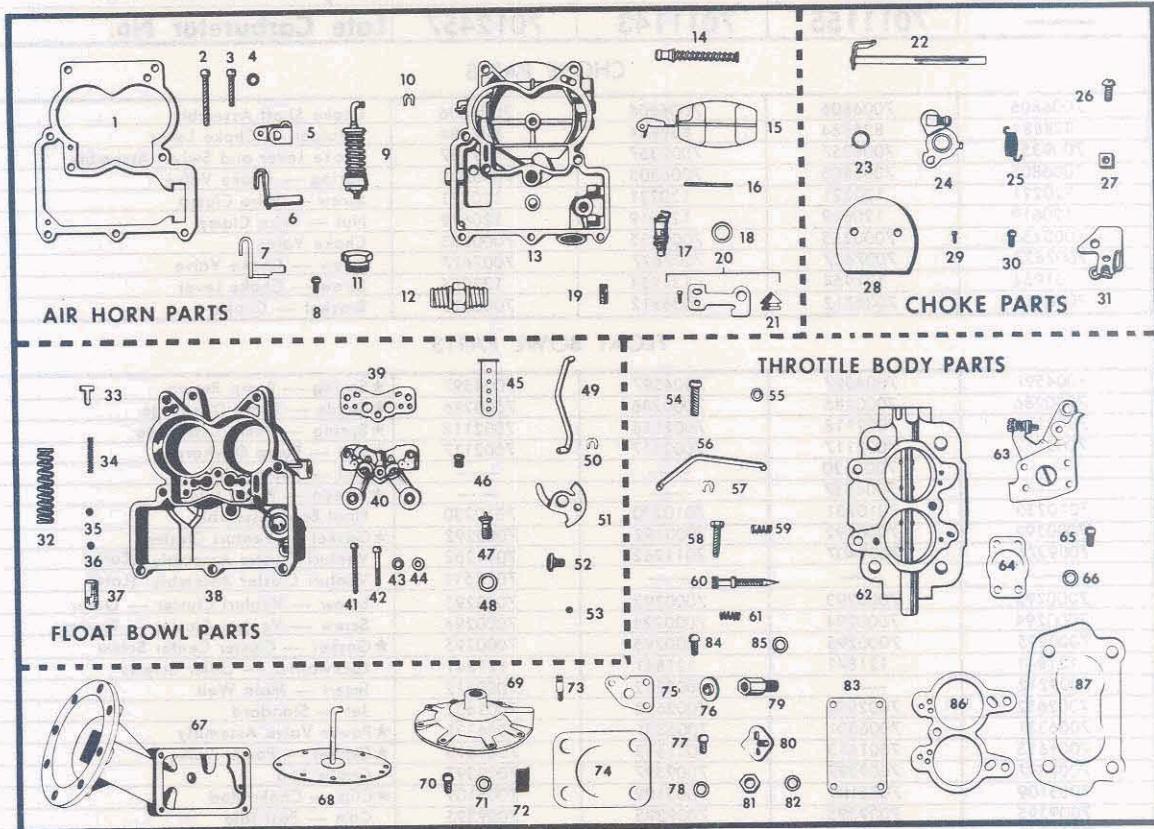
Delco  **Rochester**

ASK YOUR NEARBY  DISTRIBUTOR



Rochester Carburetors MODEL 2G 1957-58 CHEVROLET TRUCK VACUUM OPERATED GOVERNOR

BULLETIN 9C-329
PAGE 1 OF 4
DATE: 10/15/57
REPLACES:
9C-318, 2/15/16
9C-323, 10/15/56



PARTS SHOWN ARE FOR IDENTIFICATION ONLY. CONSULT PARTS LIST FOR CORRECT PART NAME AND NUMBER

1956	1956-57	1957	1958	YEAR	
265"	322"	283"	283"		
4000 RPM	4000 RPM	4000 RPM	3700 RPM		APPLICATION
7008393	7008394	7010717	7012233		Early Carburetor No.
—	7011155	7011143	7012457		Late Carburetor No.
7008393	7015755	7015758	7015858		Replacement Package No.
7009934	7009935	7009934	7015859		REPAIR KIT
7009951	7009954	7009951	7009951		GASKET KIT

Illus. No.	AIR HORN PARTS				
1	7008600	7000299	7008600	7008600	★Gasket — Air Horn
2	7010432	7010432	7010432	7010432	Screw — Air Horn — Long
3	7006119	7006119	7006119	7006119	Screw — Air Horn — Short
4	120217	120217	120217	120217	Lock Washer — Air Horn Screw
5	7000266	7000266	7000266	7000266	Lever — Pump Inside
6	7000263	7000263	7000263	7000263	Pump Shaft and Lever Assembly (Early)
7	—	7000263	7000263	7006975	Pump Shaft and Lever Assembly (Late)
8	7010424	7010424	7010424	7010424	Screw — Pump Lever
9	7009353	7009353	7009353	7009353	★Pump Assembly
10	7005032	7005032	7005032	7005032	★Clip — Pump Plunger
11	7006854	—	145475	—	Fitting — Fuel Inlet (Early)
12	—	7010976	7010976	7010976	Fitting — Fuel Inlet (Late)
13	7009613	7009613	7009613	7009613	Air Horn Assembly (Early)
13	7009613	7009613	7009613	7012597	Air Horn Assembly (Late)
14	7006011	7006011	7006011	7006011	Power Piston Assembly
15	7000273	7000273	7000273	7000273	Float Assembly
16	7002081	7002081	7002081	7002081	Pin — Float Hinge
17	7009458	7011264	7009458	7012524	★Needle and Seat Assembly
18	7001613	7001613	7001613	7001613	★Gasket — Needle Seat
19	7006079	7006079	7006079	7006079	★Strainer — Needle Seat
20	—	—	—	7012252	Idle Vent Valve Kit
21	—	—	—	7007129	Idle Vent Valve

★REPAIR KIT CONTENTS

	1956	1956-57	1957	1958	YEAR
	265"	322"	283"	283"	
	4000 RPM	4000 RPM	4000 RPM	3700 RPM	APPLICATION
	7008393	7008394	7010717	7012233	Early Carburetor No.
	—	7011155	7011143	7012457	Late Carburetor No.

Illus. No.	CHOKE PARTS				
	22	7006806	7006806	7006806	7006806
23	838884	838884	838884	838884	Retainer — Choke Lever
24	7009357	7009357	7009357	7009357	Choke Lever and Swivel Assembly
25	7006805	7006805	7006805	7006805	Spring — Choke Valve
26	120221	120221	120221	120221	Screw — Wire Clamp
27	120619	120619	120619	120619	Nut — Wire Clamp
28	7000255	7000255	7000255	7000255	Choke Valve
29	7007627	7007627	7007627	7007627	Screw — Choke Valve
30	131954	131954	131954	131954	Screw — Choke Lever
31	7006812	7006812	7006812	7006812	Bracket — Choke

FLOAT BOWL PARTS					
32	7004597	7004597	7004597	7004597	★Spring — Pump Return
33	7000286	7000286	7000286	7000286	★Guide — Pump Discharge
34	7002118	7002118	7002118	7002118	★Spring — Pump Discharge
35	7002117	7002117	7002117	7002117	★Ball — Pump Discharge
36	—	7002120	—	—	★Ball — Pump Inlet
37	—	7004557	—	—	★Screen — Pump Inlet
38	7010230	7010231	7010230	7010230	Float Bowl Assembly
39	7000292	7000292	7000292	7000292	★Gasket — Venturi Cluster
40	7009376	7009407	7011262	7011262	Venturi Cluster Assembly (Early)
40	—	—	—	7012518	Venturi Cluster Assembly (Late)
41	7000293	7000293	7000293	7000293	Screw — Venturi Cluster — Outer
42	7000294	7000294	7000294	7000294	Screw — Venturi Cluster — Center
43	7000295	7000295	7000295	7000295	★Gasket — Cluster Center Screw
44	121841	121841	121841	121841	Lockwasher — Outer Screws
45	7009212	—	7009212	7009212	Insert — Main Well
46	7002652	7002956	7002652	7002652	Jet — Standard
47	7006331	7006331	7006331	7006331	★Power Valve Assembly
48	7001613	7001613	7001613	7001613	★Gasket — Power Valve
49	7009397	7009397	7009397	7009397	Choke Rod
50	7005109	7005109	7005109	7005109	★Clip — Choke Rod
51	7009395	7009395	7009395	7009395	Cam — Fast Idle
52	7003561	7003561	7003561	7003561	Screw — Cam Attaching
53	7002814	7002814	7002814	7002814	Plug — Lead Ball

THROTTLE BODY PARTS					
54	7005188	7005188	7005188	7005188	Screw — Throttle Body
55	121744	121744	121744	121744	Lockwasher — Throttle Body Screws
56	7009396	7009396	7009396	7009396	Pump Rod
57	7005032	7005032	7005032	7005032	★Clip — Pump Rod
58	7001619	7001619	7001619	7001619	Idle Stop Screw
59	7001690	7001690	701690	7001690	Spring — Idle Stop Screw
60	7007008	7007008	7007008	7007008	★Idle Needle
61	7003190	7003190	7003190	7003190	Spring — Idle Needle
62	7010232	7010232	7010232	7010232	Throttle Body Assembly
	7011316	7011312	7011316	7012249	Throttle Body and Governor Assembly
63	7011315	7011315	7011315	7011315	Throttle Lever and Bearing Assembly
64	7009375	7009375	7009375	7009375	★Gasket — Throttle Lever to Body
65	7010448	7010448	7010448	7010448	Screw — Throttle Lever to Body
66	120217	120217	120217	120217	Lockwasher — Throttle Lever to Body
67	7010234	7010234	7010234	7012604	Governor Housing Assembly
68	7009379	7009379	7009379	7009379	★Diaphragm Assembly
69	7009436	7009383	7009436	7009436	Diaphragm Cover
70	7009424	7009424	7009424	7009424	Screw — Cover to Housing
71	121841	121841	121841	121841	Lockwasher — Cover to Housing
72	7009392	7009411	7009392	7009392	Spring — Governor
73	7009385	7009385	7009385	7009385	Post — Spring Attaching
74	7009386	7009386	7009386	7009386	★Gasket — Governor to Throttle Body
75	7009388	7009388	7009388	7009388	Retainer — Shaft Seal
76	7009387	7009387	7009387	7009387	★Seal — Throttle Shaft
77	7010448	7010448	7010448	7010448	Screw — Governor to Throttle Body
78	120217	120217	120217	120217	Lockwasher — Governor to Throttle Body
79	7006854	7006854	7006854	—	Fitting — Vacuum
80	7009389	7009389	7009389	7009389	Governor Lever and Pin Assembly
81	120622	120622	120622	120622	Nut — Governor Lever
82	121841	121841	121841	121841	Lockwasher — Governor Lever
83	7009394	7009394	7009394	7009384	Cover — Governor Housing
84	7009424	7009424	7009424	7009424	Screw — Cover to Housing
85	121841	121841	121841	121841	Lockwasher — Cover to Housing
86	7000298	7000298	7000298	7000298	★Gasket — Throttle Body
87	3733281	3733281	3733281	3733281	★Gasket — Flange

Rochester Carburetors

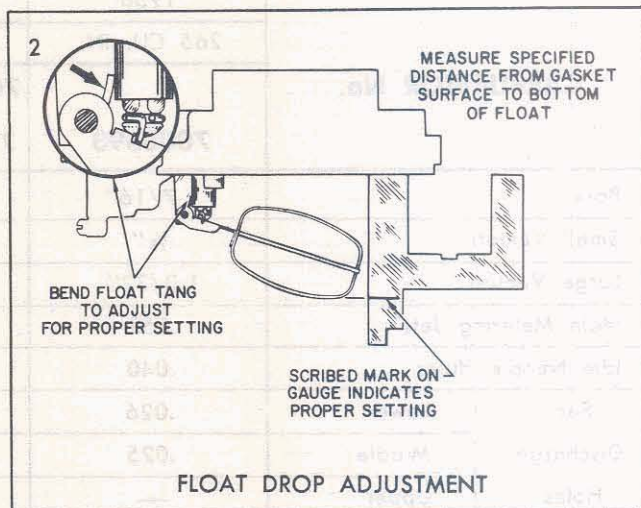
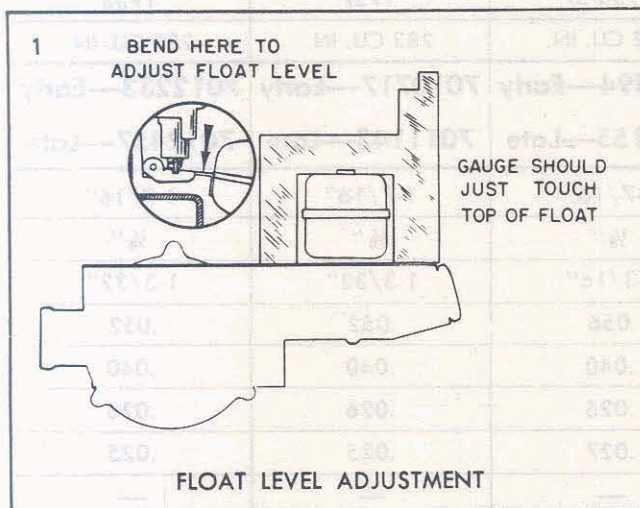
MODEL 2G

VACUUM OPERATED GOVERNOR

1956-58 CHEVROLET V-8 TRUCK

ADJUSTMENTS AND SPECIFICATIONS

BULLETIN 9C-329
PAGE 3 OF 4
DATE: 10/15/57



1956-57 SETTING—SEE SPECIFICATIONS, PAGE 4

1958 SETTING—1-19/64", GAUGE—BT-144

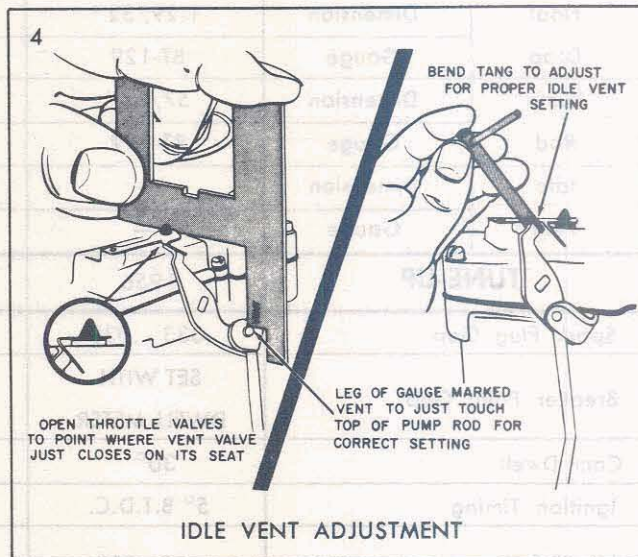
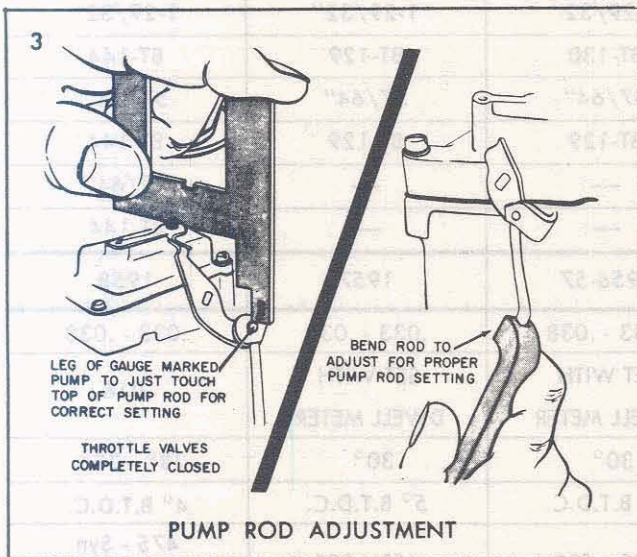
With the air horn inverted and the gasket in place, position the float level gauge over the float so that it rests against the pump side of the power piston shaft, with the outer gauge leg in line with the center of the float. Do not compress spring in needle valve but allow the float to hang freely.

Bend the float arm until the float just touches the bottom of the gauge. (Use Bending Tool BT-69).

1956-58 SETTING—1-29/32", GAUGE—BT-129
BT-130, BT-144.

The float drop is correct when the distance from the air horn gasket to the bottom of the float is 1-29/32", with the air horn held upright.

Bend the float tang to adjust; toward needle seat to lessen drop and away from seat to increase drop.



1956-58 SETTING—57/64", GAUGE BT-129, BT-144

1958 SETTING: 49/64"—GAUGE, BT-144

Back off the throttle stop screw and hold the throttle valves completely closed. Check the distance from the top of the air horn casting to the top of the pump rod with the combination float and pump rod gauge.

To adjust, bend the pump rod with Bending Tool BT-18.

Note: Make pump rod adjustment before adjusting idle vent valve. Place Gauge BT-144 on top of pump housing on air horn, as shown, with leg of gauge marked "Vent" above pump rod. Slowly open throttle valves until vent valve just closes. With throttle valves held in this position, lower edge of gauge leg marked "Vent" should just touch top of pump rod. To adjust bend tang on pump lever as shown.

MODEL 2G — VACUUM OPERATED GOVERNOR 1956-58 CHEVROLET TRUCK ADJUSTMENTS AND SPECIFICATIONS

CARBURETOR No.		1956	1956-57	1957	1958
		265 CU. IN.	322 CU. IN.	283 CU. IN.	283 CU. IN.
		7008393	7008394—Early 7011155—Late	7010717—Early 7011143—Late	7012233—Early 7012457—Late
Bore		1-7/16"	1-7/16"	1-7/16"	1-7/16"
Small Venturi		1/8"	1/8"	1/8"	1/8"
Large Venturi		1-3/32"	1-3/16"	1-3/32"	1-3/32"
Main Metering Jets		.052	.056	.052	.052
Idle Needle Holes		.040	.040	.040	.040
Discharge Holes	Sec. Lower	.026	.026	.026	.026
	Middle	.025	.027	.025	.025
	Upper	—	—	—	—
Pump Jets		.026	.024	.026	.026
Power Restrictions		.036	.034	.036	.036
Idle Tube Restrictions		.032	.049	.036	.036
ADJUSTMENTS		DIMENSIONS	DIMENSIONS	DIMENSIONS	DIMENSIONS
Float Level	Dimension	1 1/4"	1-15/64"	1 1/4"	1-19/64"
	Gauge	BT-129	BT-130	BT-129	BT-144
Float Drop	Dimension	1-29/32"	1-29/32"	1-29/32"	1-29/32"
	Gauge	BT-129	BT-130	BT-129	BT-144
Pump Rod	Dimension	57/64"	57/64"	57/64"	57/64"
	Gauge	BT-129	BT-129	BT-129	BT-144
Idle Vent	Dimension	—	—	—	49/64"
	Gauge	—	—	—	BT-144
TUNE-UP		1956	1956-57	1957	1958
Spark Plug Gap		.033 - .038	.033 - .038	.033 - .038	.033 - .038
Breaker Point Gap		SET WITH DWELL METER	SET WITH DWELL METER	SET WITH DWELL METER	.016
Cam Dwell		30°	30°	30°	28° - 32°
Ignition Timing		5° B.T.D.C.	5° B.T.D.C.	5° B.T.D.C.	4° B.T.D.C.
Idle R.P.M.		450 - 500	450 - 500	450 - 500	475 - Syn. 425 - A.T. "Drive"

CARBURETOR TOOLS AND GAUGES AS LISTED ARE AVAILABLE THROUGH UMS DISTRIBUTORS

A GENERAL MOTORS PRODUCT



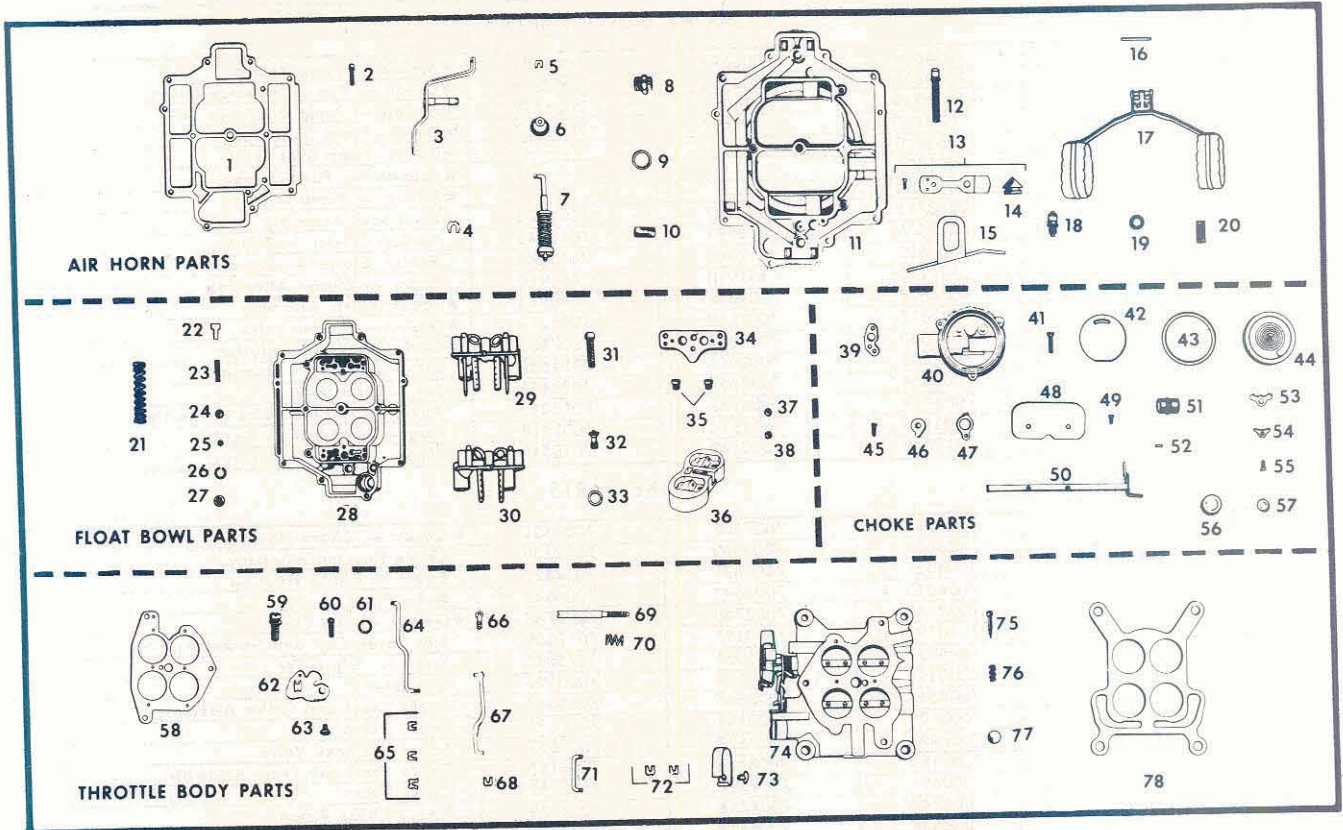
A UNITED MOTORS-AC LINE



Rochester Carburetors MODEL 4GC

1957-58 CHEVROLET V-8 PASSENGER

BULLETIN 9C-330
PAGE 1 OF 4
DATE: 10/15/57
REPLACES:
9C-321, 10/15/56



PARTS SHOWN ARE FOR IDENTIFICATION ONLY. CONSULT PARTS LIST FOR CORRECT PART NAME AND NUMBER

	1957		1958		YEAR
	EARLY P. G.	LATE P. G.	POWERGLIDE	TURBOGLIDE	APPLICATION
	7009846	7012126	7012128	7011108	Carburetor No.
	7015711	7015711	7015807	7015808	Replacement Package No.
	7015730	7015730	7015827	7015828	REPAIR KIT
	7009953	7009953	7015847	7015848	GASKET KIT

Illus. No.	AIR HORN PARTS				
1	7006061	7006061	7006061	7006061	★Gasket — Air Horn
2	7000249	7000249	7000249	7000249	Screw — Air Horn
3	7009519	7009519	7011718	7011718	Pump Shaft and Lever Assembly
4	7007616	7007616	7007616	7007616	★Clip — Pump Shaft
5	7005032	7005032	7005032	7005032	★Clip — Pump Plunger
6	7006372	7006372	7006372	7006372	★Boot — Pump Plunger
7	7010898	7010898	7010898	7012310	★Pump Assembly
8	7000262	7010924	7010924	7010924	Strainer Nut
9	7001597	7001597	7001597	7001597	★Gasket — Strainer Nut
10	7003083	7003083	7003083	7003083	★Strainer — Fuel Inlet
11	7010810	7010810	7012036	7012036	Air Horn Assembly
12	7008612	7008612	7008612	7008612	Power Piston Assembly
13	—	—	—	7012188	Idle Vent Valve Kit
14	—	—	—	7007129	Idle Vent Valve
15	—	—	—	7012520	Shield — Idle Vent Valve
16	7001595	7001595	7001595	7001595	Pin — Float Hinge
17	7000199	7000199	7000199	7000199	Float Assembly
18	7006134	7006134	7006134	7006134	★Needle and Seat Assembly
19	7001613	7001613	7001613	7001613	★Gasket — Needle Seat
20	7006079	7006079	7006079	7006079	★Strainer — Needle Seat

★REPAIR KIT CONTENTS

Illus. No.	1957		1958		YEAR
	EARLY P. G.	LATE P. G.	POWERGLIDE	TURBOGLIDE	APPLICATION
	7009846	7012126	7012128	7011108	Carburetor No.
FLOAT BOWL PARTS					
21	7008694	7008694	7008694	7008694	★Spring — Pump Return
22	7003838	7003838	7003838	7003838	★Guide — Pump Discharge Spring
23	7006059	7006059	7006059	7006059	★Spring — Pump Discharge Ball
24	7002117	7002117	7002117	7002117	★Ball — Pump Discharge
25	7002120	7002120	—	—	★Ball — Pump Inlet
26	7001605	7001605	—	—	★Retainer — Pump Screen
27	7001604	7001604	—	—	★Screen — Pump Inlet
28	7010785	7010785	7012327	7012073	Float Bowl Assembly
29	7011576	7011576	7012191	7012345	Venturi Cluster — Primary
30	7009699	7009699	7012260	7012260	Venturi Cluster — Secondary
31	451910	451910	451910	451910	Screw — Cluster Attaching
32	7008614	7008614	7008614	7010918	★Power Valve Assembly
33	7001613	7001613	7001613	7001613	★Gasket — Power Valve
34	7007803	7007803	7007803	7007803	★Gasket — Venturi Cluster
34	7002648	7002648	7002648	7002658	Jet — Primary — Standard
35	7002651	7002651	7002652	7008665	Jet — Secondary
36	7008958	7008958	7008958	7012211	Auxiliary Throttle Valve Assembly
37	7002814	7002814	7002814	7002814	Plug — Lead Ball — Small
38	7010549	7010549	7010549	7010549	Plug — Lead Ball — Large

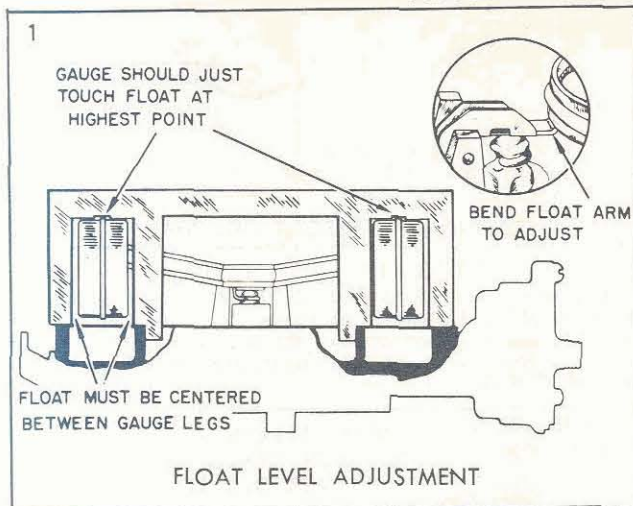
CHOKE PARTS

39	7007502	7007502	7007502	7007502	★Gasket — Choke Housing
40	7009689	7009689	7009689	7012239	Choke Housing Assembly
41	7004821	7004821	7004821	7004821	Screw — Choke Housing
42	7006643	7006643	7006643	7006643	Baffle Plate
43	7002760	7002760	7002760	7002760	★Gasket — Stat Cover
44	7010191	7010191	7010191	7012309	Stat Cover, Coil and Gasket Assembly
45	1875051	1875051	1875051	1875051	Screw — Trip Lever
46	7000196	7000196	7000196	7000196	Trip Lever
47	7008547	7008547	7008547	7008547	Choke Lever and Collar Assembly
48	7000191	7000191	7000191	7000191	Choke Valve
49	7007627	7007627	7007627	7007627	Screw — Choke Valve
50	7008185	7008185	7008185	7008185	Choke Shaft and Lever Assembly
51	7009691	7009691	7009691	7012392	Choke Piston
52	7004748	7004748	7004748	7004748	Pin — Choke Piston
53	7006846	7006846	7006846	7006846	Retainer — Stat Cover — Toothed
54	7000614	7000614	7000614	7000614	Retainer — Stat Cover — Plain
55	7010424	7010424	7010424	7010424	Screw — Stat Cover
56	7007893	7007893	7007893	7007893	Expansion Plug 9/16" Dia.
57	7006475	7006475	7006475	7006475	Expansion Plug — 3/8" Dia.

THROTTLE BODY PARTS

58	7009761	7009761	7009761	7009762	★Gasket — Throttle Body
59	7004324	7004324	7004324	7004324	Screw — Throttle Body Large
60	7005188	7005188	7005188	7005188	Screw — Throttle Body — Small
61	121744	121744	121744	121744	Lockwasher — Small Screws
62	7009757	7009757	7009757	7012024	Cam — Fast Idle
63	7003561	7003561	7003561	7003561	Screw — Cam Attaching
64	7009776	7009776	7009776	7009776	Choke Rod
65	7005032	7005032	7005032	7005032	★Clip — Choke Rod
66	7003137	7003137	7003137	7003137	★Clip — Pump Rod — Upper
67	7009687	7009687	7009687	7009687	Pump Rod
68	7005032	7005032	7005032	7005032	★Clip — Pump Rod — Lower
69	7009837	7009837	7011546	7011546	Screw — Fast Idle
70	7001690	7001690	7001690	7001690	Spring — Fast Idle Screw
71	7000241	7000241	7000241	7000241	Link — Secondary Lever
72	7005032	7005032	7005032	7005032	★Clip — Secondary Lever Link
73	7012445	7012445	7012445	7012445	Secondary Lockout Spring Kit
74	7010193	7010193	7012037	7012074	Throttle Body Assembly
75	7009638	7009638	7009638	7009638	★Needle — Idle Adjusting
76	7011479	7011479	7011479	7011479	Spring — Idle Needle
77	7006475	7006475	7006475	7006475	Plug — Expansion
78	3733102	3733102	3751050	3743282	★Flange Gasket

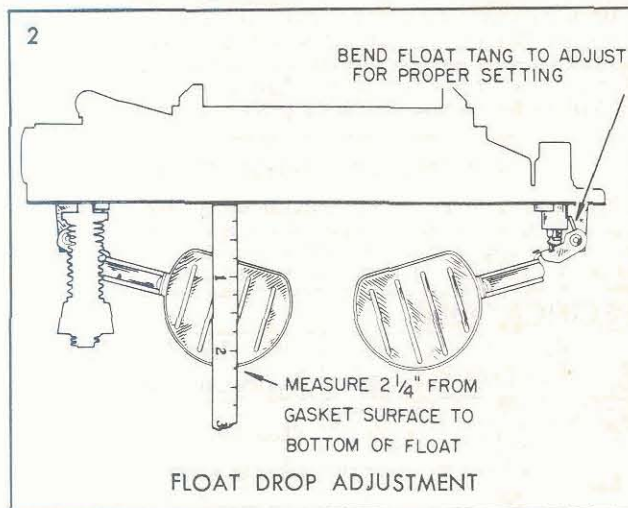
★REPAIR KIT CONTENTS



1957 SETTING $1\frac{5}{8}$ " (PRIM. and SEC.), GAUGE BT-89
1958 SETTING $1\frac{5}{8}$ " (PRIMARY), GAUGE BT-89
SETTING 1-11/16" (SECONDARY), GAUGE BT-143

With the air horn gasket in place, position the gauge over the floats and against the curvature in the air horn bore. Bend the float arms at the rear of the assembly so floats just touch the gauge. Then bend float arms horizontally to center each pontoon between the gauge legs.

Note: 1958 secondary float setting differs from primary. Use gauges and dimensions listed above.

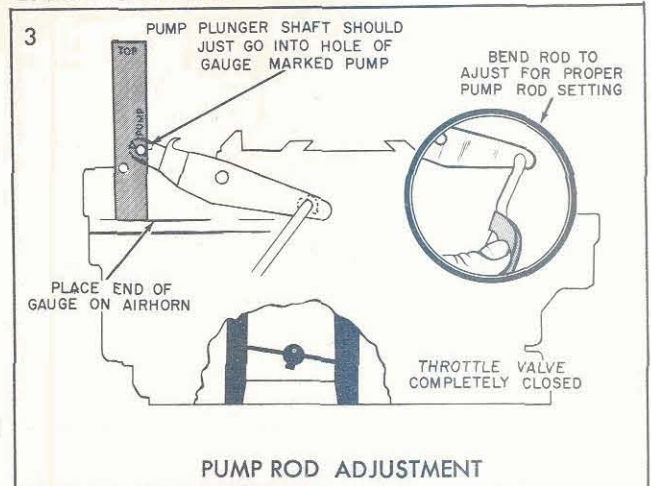


SETTING $2\frac{1}{4}$ ", GAUGE BT-93 OR SCALE

Bend the float tang as required to obtain a distance of $2\frac{1}{4}$ " from the gasket surface to the bottom of the float, with the float hanging free.

1957 SETTING, 1 NOTCH LEAN
1958 SETTING, 1 NOTCH LEAN (POWERGLIDE),
INDEX (TURBOGLIDE)

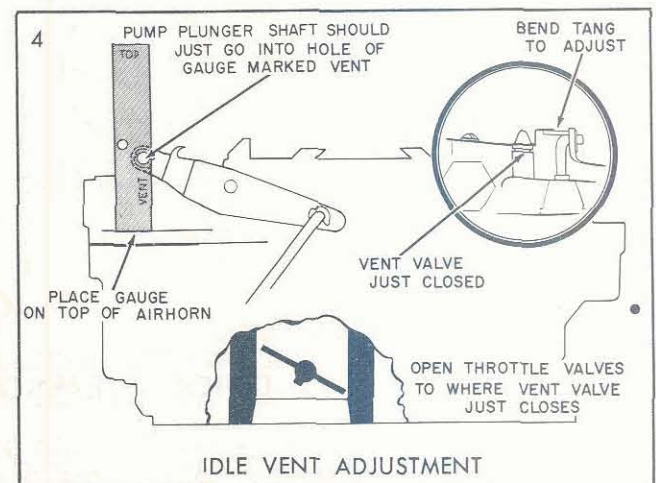
Loosen the three retaining screws and rotate the choke cover counterclockwise against coil tension until the index mark is in the proper position with the index point on the choke housing.



SETTING $1\frac{1}{16}$ ", GAUGE BT-145 OR SCALE

Back out idle screw until throttle valves are completely closed. Place combination "pump" and "vent" gauge on top of air next to pump plunger, as shown. With the throttle valves closed and lower edge of gauge resting on top of air horn, the pump plunger shaft should slide freely into hole of gauge marked "pump".

Bend the pump rod with Bending Tool BT-18 as shown to adjust.



SETTING $\frac{31}{32}$ ", GAUGE BT-145 OR SCALE

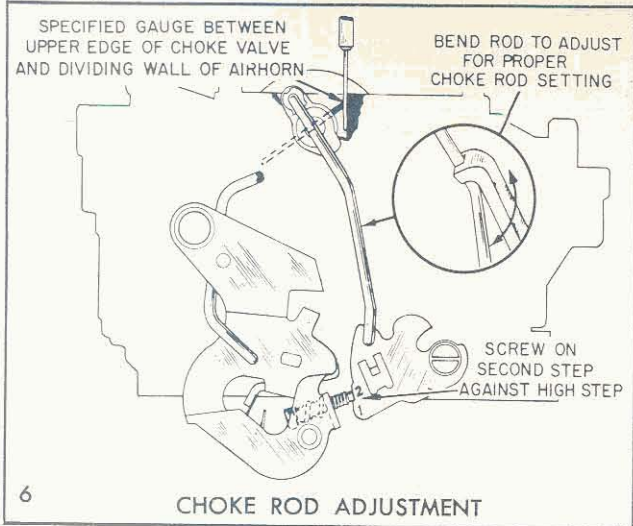
Note: Make pump rod adjustment before adjusting idle vent valve.

Place combination "pump" and "vent" gauge on top of air horn with side marked "vent" next to pump plunger shaft, as shown.

Open throttle valves to point where the vent valve is just closed. With the throttle valves held in this position, the hole marked "vent" on the gauge should slide freely over pump plunger shaft.

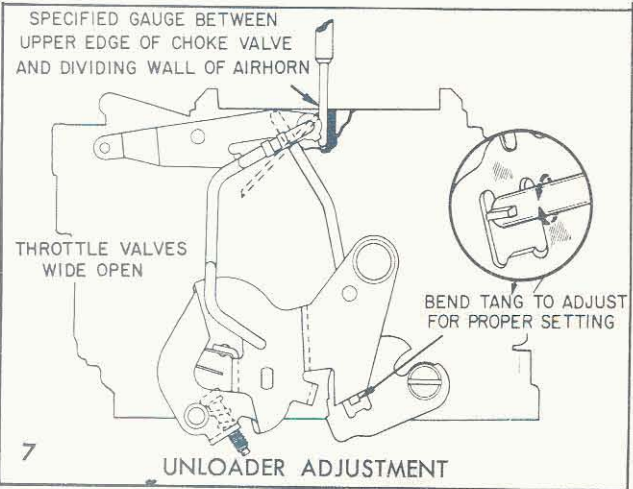
Bend the tang on the pump lever, as shown to adjust.



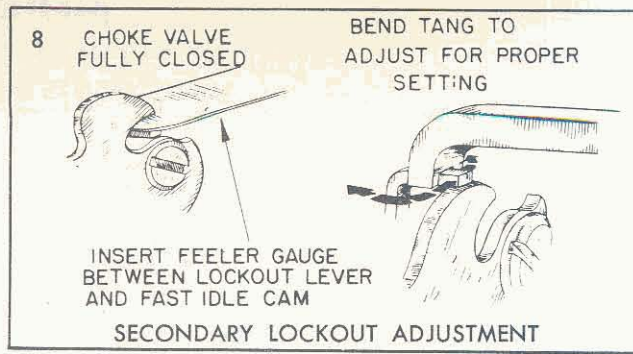


SETTING .043", GAUGE BT-131

With the idle screw resting on the second step of the fast idle cam and against the shoulder of the high step, bend the choke rod with Bending Tool BT-18 to obtain sufficient clearance to allow the insertion of the correct gauge between the upper edge of the choke valve and the dividing wall of the air horn.

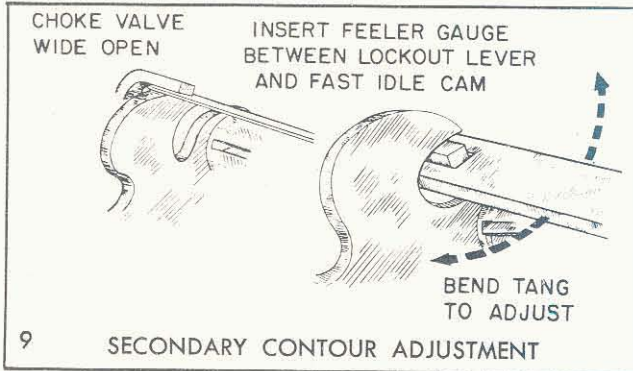


UNLOADER ADJUSTMENT



SETTING .015" — TOOL BT-91A

With the choke valve partially closed, there should be a clearance of .015" between the lockout lever and the fast idle cam, to allow free movement of the cam when the secondary throttle valves are closed. To adjust, bend with Tool BT-18 or Tool BT-91A.



SETTING .015" — TOOL BT-91A

With the choke valve fully open and the secondary throttle valves partly open, there should be sufficient clearance between the lockout lever and the fast idle cam to allow free movement of the secondary valve shaft. Adjust with Bending Tool BT-91A to the specification listed below.

SETTING .235", GAUGE BT-131

⚡ Bend the unloader tang with Bending Tool BT-69 as necessary to allow the insertion of the proper gauge between the upper edge of the choke valve and the dividing wall of the air horn, with the throttle valves wide open.

QUICK REFERENCE SPECIFICATIONS

Carburetor No.	1957 Early—7009846		1958				1957-1958 Tune-up Specifications
	1957 Late—7012126		7012128—P.G.		7011108 Turbo-Glide		
	PRIM.	SECONDARY	PRIM.	SECONDARY	PRIM.	SECONDARY	
BORE	1-5/16"	1-5/16"	1-5/16"	1-5/16"	1-7/16"	1-7/16"	SPARK PLUG GAP—.035"
SMALL VENTURI	1/4"	1/4"	1/4"	1/4"	1/4"	1/4"	BREAKER POINT GAP—.016"
LARGE VENTURI	1"	1-1/16"	1"	1-1/16"	1 1/8"	1 1/4"	CAM DWELL—28° - 32°
MAIN METERING JETS	.048	.051	.048	.052	.058	.065	IGNITION TIMING —
IDLE NEEDLE HOLES	.046	—	.046	—	.046	—	4 BTDC AT IDLE
SEC. LOWER	.038	—	.030	—	.035	—	IDLE R.P.M. —
DISCHARGE MIDDLE	.027	—	.027	—	.026	—	POWERGLIDE—425 IN DRIVE
HOLES UPPER	.028	—	.028	—	.026	—	SYNCHROMESH—475 NEUTRAL
SPARK DRILLINGS	(4) .052	—	(4) .052	—	(4) .052	—	
PUMP JETS	(4) .026	—	(4) .026	—	(4) .026	—	
POWER RESTRICTIONS	.037	—	.038	—	.057	—	
CHOKE CHANNEL	.098	—	.098	—	.089	—	
RESTRICTIONS BY-PASS	—	—	—	—	—	—	
IDLE TUBE RESTRICTIONS	.027	—	.027	—	.033	—	
LOWER IDLE BLEED	.033	—	.033	—	.048	—	
Adjustments	DIMENSION		DIMENSION		DIMENSION		GAUGE No.
FLOAT LEVEL	1 5/8"	1 5/8"	1-11/16"	1 5/8"	1-11/16"	—	1957
FOAT DROP	2 1/4"	2 1/4"	2 1/4"	2 1/4"	2 1/4"	—	1958
PUMP ROD	1-1/16"	1-1/16"	—	—	—	—	PRIM. SEC.
IDLE VENT	—	31/32"	—	—	31/32"	—	BT-89 BT-89 BT-143
AUTOMATIC CHOKE	1 NOTCH LEAN	1 N. L.	—	—	INDEX	—	BT-93 or Scale BT-93 or Scale
CHOKE ROD	.043	.043	—	—	.043	—	BT-145 or Scale BT-145 or Scale
UNLOADER	.235	.235	—	—	.235	—	—
SECONDARY LOCKOUT	.015	.015	—	—	.015	—	BT-131 BT-131
SECONDARY CONTOUR	.015	.015	—	—	.015	—	Feeler Gauge Feeler Gauge
							Feeler Gauge Feeler Gauge



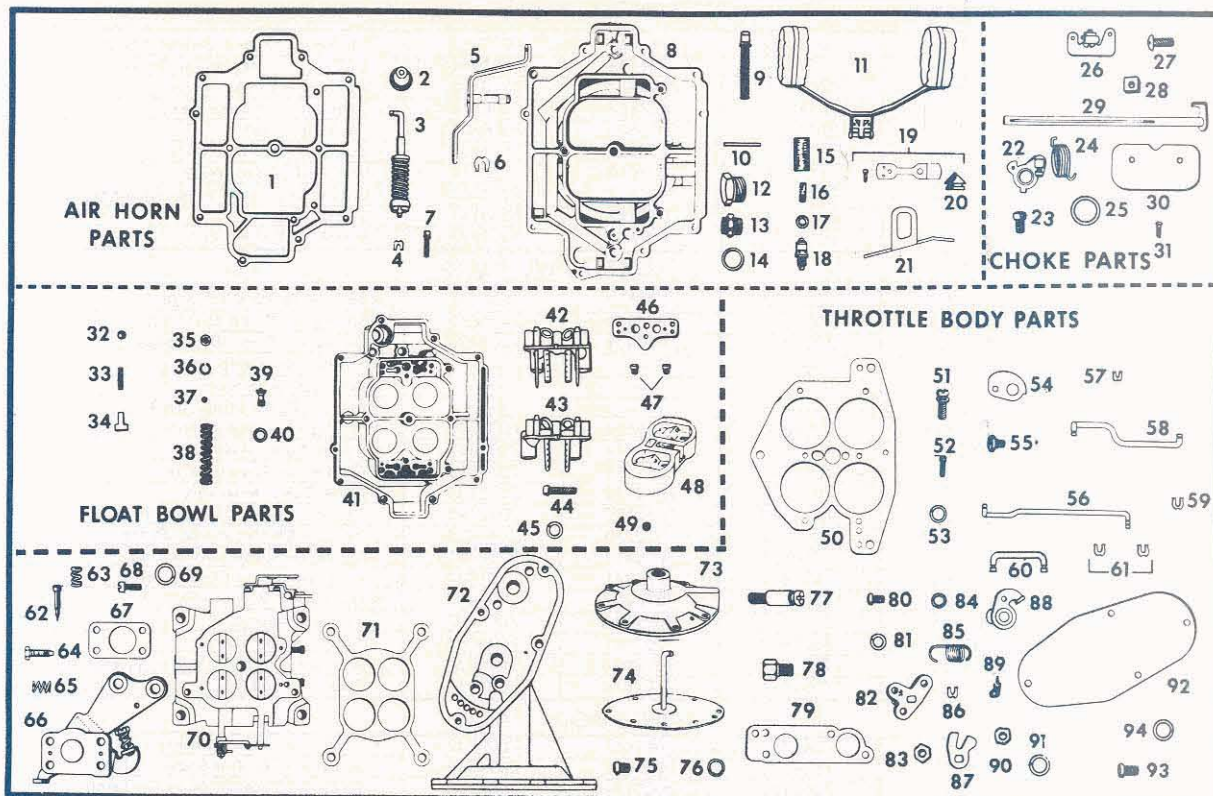
Rochester Carburetors

1957 - 58 CHEVROLET V-8 TRUCK

MODEL 4G

VACUUM OPERATED GOVERNOR

BULLETIN 9C-331
 PAGE 1 OF 4
 DATE: 10/15/57
 REPLACES:
 9C-324, 10/15/56



PARTS SHOWN ARE FOR IDENTIFICATION ONLY. CONSULT PARTS LIST FOR CORRECT PART NAME AND NUMBER

1957		1958			YEAR
283 CU. IN.	322 CU. IN.	283 CU. IN. 3700 R.P.M.	283 CU. IN. 4000 R.P.M.	348 CU. IN.	APPLICATION
7009661	7009662	7012303	7011487	7012145	Early Carburetor No.
7011161	7011162	—	—	—	Late Carburetor No.
7015771	7015772	7015819	7015802	7015803	Replacement Package No.
7015723	7015726	7015822	7015822	7015823	REPAIR KIT
7015743	7015746	7015842	7015842	7015843	GASKET KIT

Illus. No.	AIR HORN PARTS					
1	7006061	7006061	7006061	7006061	7006061	★Gasket — Air Horn
2	7006372	7006372	7006372	7006372	7006372	★Boot — Pump Plunger
3	7010898	7009279	7010898	7010898	7010898	★Pump Assembly
4	7005032	7005032	7005032	7005032	7005032	★Clip — Pump Plunger
5	7009519	7007625	7011718	7011718	7011718	Pump Shaft and Lever Assembly
6	7007616	7007616	7007616	7007616	7007616	★Clip — Pump Shaft
7	7000249	7000249	7000249	7000249	7000249	Screw — Air Horn
8	7010786	7010786	7012158	7012158	7012158	Air Horn Assembly
9	7008612	7008612	7008612	7008612	7012340	Power Piston Assembly
10	7001595	7001595	7001595	7001595	7001595	Pin — Float Hinge
11	7000199	7000199	7000199	7000199	7000199	Float Assembly
12	7000262	7000262	—	7000262	7000262	Strainer Nut (Early)
13	7010924	7010924	7010924	—	—	Strainer Nut (Late)
14	7001597	7001597	7001597	7001597	7001597	★Gasket — Strainer Nut
15	7003083	7003083	7003083	7003083	7003083	★Strainer — Fuel Inlet
16	7006079	7006079	7006079	7006079	7006079	★Strainer — Needle Seat
17	7001613	7001613	7001613	7001613	7001613	★Gasket — Needle Seat
18	7006134	7006134	7006134	7006134	7006134	★Needle and Seat Assembly
19	—	—	7012188	7012188	7012188	Idle Vent Valve Kit
20	—	—	7007129	7007129	7007129	Idle Vent Valve
21	—	—	7012520	7012520	7012520	Shield — Idle Vent Valve

Rochester Carburetors

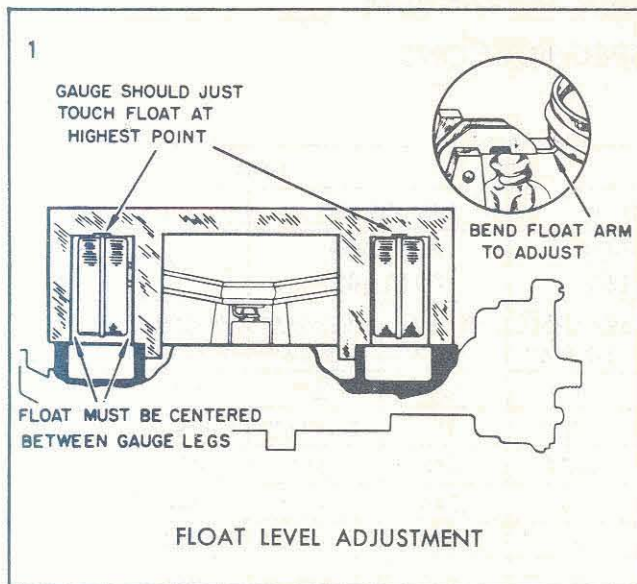
MODEL 4G

VACUUM OPERATED GOVERNOR

1957 - 58 CHEVROLET V-8 TRUCK

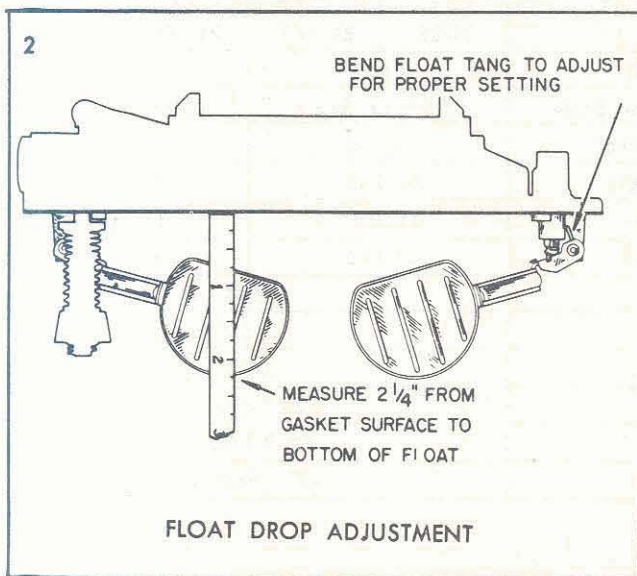
ADJUSTMENTS AND SPECIFICATIONS

BULLETIN 9C-331
 PAGE 3 OF 4
 DATE: 10/15/57
 REPLACES:
 9C-324, 10/15/56



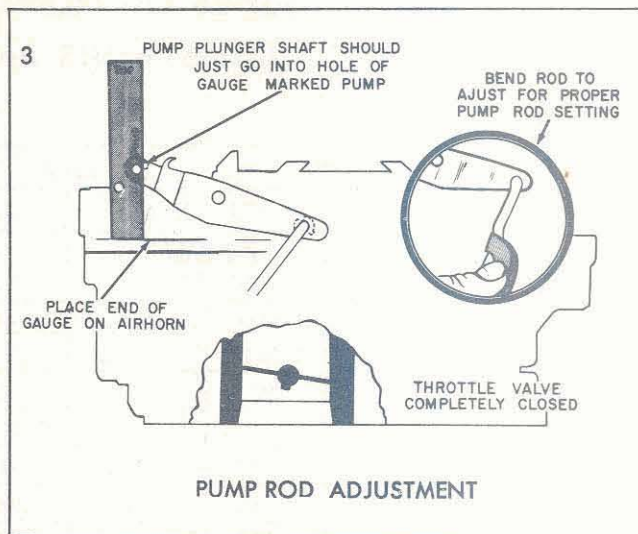
SETTING—SEE SPECIFICATIONS, PAGE 4 FOR GAUGES AND DIMENSIONS

With the air horn gasket in place, position the gauge over the floats and against the curvature in the air horn bore. Bend the float arms at the rear of the assembly so floats just touch the gauge. Then bend float arms horizontally to center each pontoon between the gauge legs. Repeat with same gauge on other set of floats.



SETTING $2\frac{1}{4}$ " , GAUGE BT-93 OR SCALE

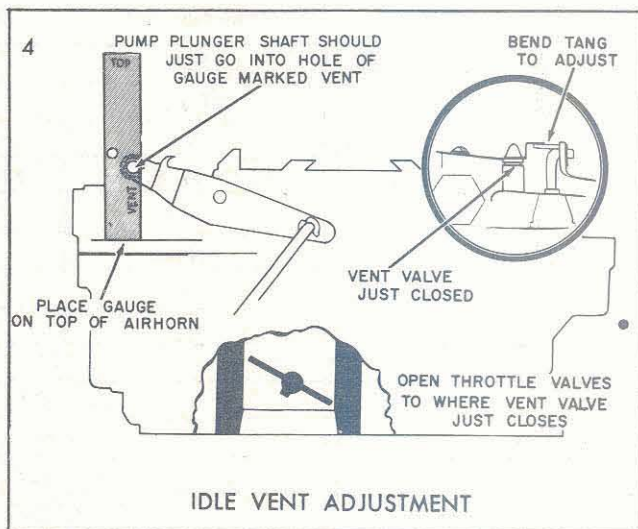
Bend the float tang as required to obtain a distance of $2\frac{1}{4}$ " from the gasket surface to the bottom of the float, with the float hanging free.



SETTING $1\frac{1}{16}$ " , GAUGE BT-145 OR SCALE

Back out idle screw until throttle valves are completely closed. Place combination "pump" and "vent" gauge on top of air next to pump plunger, as shown. With the throttle valves closed and lower edge of gauge resting on top of air horn, the pump plunger shaft should slide freely into hole of gauge marked "pump"

Bend the pump rod with Bending Tool BT-18 as shown to adjust.



SETTING $\frac{31}{32}$ " , GAUGE BT-145 OR SCALE

Note: Make pump rod adjustment before adjusting idle vent valve.

Place combination "pump" and "vent" gauge on top of air horn with side marked "vent" next to pump plunger shaft, as shown.

Open throttle valves to point where the vent valve is just closed. With the throttle valves held in this position, the hole marked "vent" on the gauge should slide freely over pump plunger shaft.

Bend the tang on the pump lever, as shown to adjust.

MODEL 4G
1957-58 CHEVROLET TRUCK — VACUUM
ADJUSTMENTS AND SPECIFICATIONS

APPLICATION		1957				1958			
		283 CU. IN.		322 CU. IN.		283 CU. IN.		348 CU. IN.	
CARBURETOR No.		7009661 7011161		7009662 7011162		7012303 7011487		7012145	
		PRIMARY	SECONDARY	PRIMARY	SECONDARY	PRIMARY	SECONDARY	PRIMARY	SECONDARY
Bore		1-5/16"	1-5/16"	1-7/16"	1-7/16"	1-5/16"	1-5/16"	1-7/16"	1-7/16"
Small Venturi		1/4"	1/4"	1/8"	1/4"	1/4"	1/4"	1/4"	1/4"
Large Venturi		1"	1-1/16"	1-3/16"	1 1/4"	1"	1-1/16"	1 1/8"	1 1/4"
Main Metering Jets		.047	.048	.056	.078	.048	.047	.054	.067
Idle Needle Holes		.046	—	.046	—	.046	—	.046	—
Discharge Holes	Sec. Lower	.030	—	.029	—	.030	—	.031	—
	Middle	—	—	.027	—	—	—	.027	—
	Upper	—	—	.027	—	—	—	.027	—
Supplementary Idle Ports		—	.025	—	.025	—	.025	—	.025
Lower Idle Bleed		.067	—	.036	.036	.067	.036	.045	.098
Pump Jets		.024	—	.024	—	.026	—	.026	—
Power Restrictions		.034	—	.043	—	.034	—	.058	—
Idle Tube Restrictions		.038	—	.026	—	.030	.026	.029	.040
ADJUSTMENTS		DIMENSIONS		DIMENSIONS		DIMENSIONS PRIMARY SECONDARY		DIMENSIONS PRIMARY SECONDARY	
Float Level	Dimension	1 5/8"		1-35/64"		1-5/8"	1-11/16"	1-5/8"	1-11/16"
	Gauge	BT-89		BT-117		BT-89	BT-143	BT-89	BT-143
Float Drop	Dimension	2 1/4"		2 1/4"		2 1/4"		2 1/4"	
	Gauge	BT-93 or Scale		BT-93 or Scale		BT-93 or Scale		BT-93 or Scale	
Pump Rod	Dimension	1-1/16"		1-1/16"		1-1/16"		1-1/16"	
	Gauge	Scale		Scale		BT-145		BT-145	
Idle Vent	Dimension	—		—		31/32"		31/32"	
	Gauge	—		—		BT-145		BT-145	
TUNE-UP		1957				1958			
Spark Plug Gap		.033 - .038				.035			
Breaker Point Gap		.016				.016			
Cam Dwell		28° - 32°				28° - 32°			
Ignition Timing		5° B.T.D.C.				4° B.T.D.C.			
Idle R.P.M.		475 Neutral				475 Neutral			

CARBURETOR TOOLS AND GAUGES AS LISTED ARE AVAILABLE THROUGH UMS DISTRIBUTORS

A GENERAL MOTORS PRODUCT

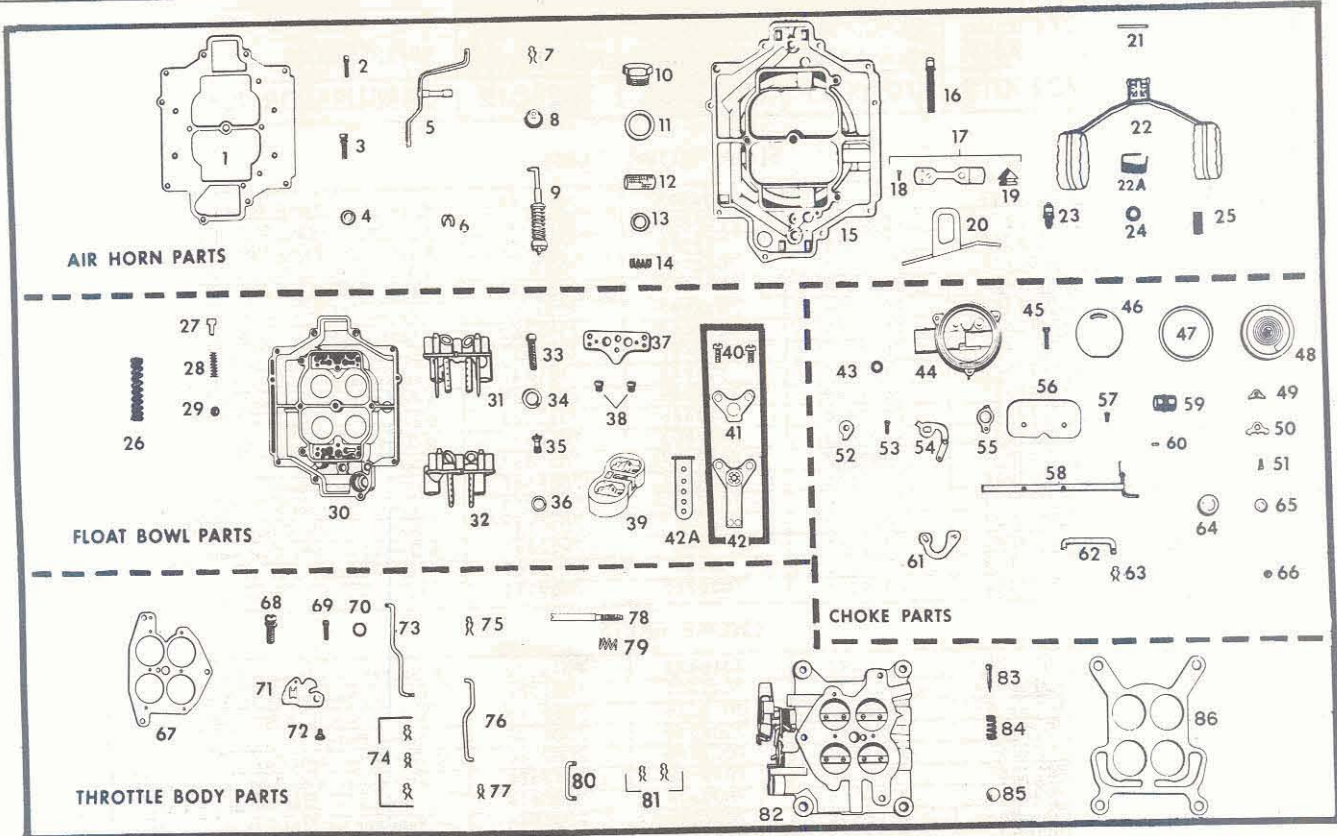


A UNITED MOTORS-AC LINE

Delco Rochester

MODEL 4GC CARBURETORS

1962-63 CHEVROLET V-8 PASSENGER AUTOMATIC TRANSMISSION



PARTS SHOWN ARE FOR IDENTIFICATION ONLY. CONSULT PARTS LIST FOR CORRECT PART NAME AND NUMBER

1962 327 CU. IN. STANDARD	1962 327 CU. IN. A.C. EARLY	1962 327 CU. IN. A.C. LATE	1963 327 CU. IN. STANDARD	1963 327 CU. IN. AIR COND.	YEAR APPLICATION
7020006	7020012	7020022	7023006	7023012	CARBURETOR No.
24-307	24-307	24-307	24-307A	24-307A	REPLACEMENT PACKAGE No.
7016223	7016223	7016223	7026363	7026363	OVERHAUL KIT
FR-307	FR-307	FR-307	FR-307A	FR-307A	OK KIT (STEEL)
VFR-307	VFR-307	VFR-307	VFR-307A	VFR-307A	OK KIT (NEO-TIP)
7015948	7015948	7015948	7026364	7026364	GASKET SET

Illus. No.	AIR HORN PARTS					
1	7015173	7015173	7015173	7015173	7015173	★Gasket — Air Horn
2	7000249	7000249	7000249	7000249	7000249	Screw — Air Horn — Short
3	7014699	7014699	7014699	7014699	7014699	Screw — Air Horn — Long
4	120217	120217	120217	120217	120217	Lockwasher — Long Screw
5	7022205	7022205	7022205	7022205	7022205	Pump Shaft and Lever Assembly
6	7007616	7007616	7007616	7007616	7007616	★Clip — Pump Shaft
7	1875293	1875293	1875293	1875293	1875293	★Clip — Pump Plunger
8	7006372	7006372	7006372	7006372	7006372	★Boot — Pump Plunger
9	7000208	7000208	7000208	7000208	7000208	★Pump Assembly
10	7013525	7013525	7013525	7013525	7013525	Filter Nut — Fuel Inlet
11	7010010	7010010	7010010	7010010	7010010	★Gasket — Filter Nut
12	7013404	7013404	7013404	7013404	7013404	Filter — Fuel Inlet
13	7013584	7013584	7013584	7013584	7013584	★Gasket — Filter
14	7010007	7010007	7010007	7010007	7010007	Spring — Filter
15	7021486	7021486	7021486	7021486	7021486	Air Horn Assembly
16	7009718	7009718	7009718	7009718	7009718	Power Piston Assembly
17	7012188	7012188	1012188	7012188	7012188	Idle Vent Valve Kit
18	7012548	7012548	7012548	7012548	7012548	Screw — Vent Valve and Shield
19	7007129	7007129	7007129	7007129	7007129	Valve — Idle Vent
20	7012520	7012520	7012520	7012520	7012520	Shield — Idle Vent
21	7001595	7001595	7001595	7001595	7001595	Pin — Float Hinge
22	7017488	7017488	7017488	7017488	7017488	Float Assembly
22A	7017486	7017486	7017486	7017486	7017486	Torsion Spring
23	7012144	7012144	7012144	7012144	7012144	★Needle and Seat Assembly
24	7019535	7019535	7019535	7019535	7019535	Gasket — Needle Seat
25	7006079	7006079	7006079	7006079	7006079	★Strainer — Needle Seat

	1962 327 CU. IN. STANDARD	1962 327 CU. IN. A.C. EARLY	1962 327 CU. IN. A.C. LATE	1963 327 CU. IN. STANDARD	1963 327 CU. IN. AIR COND.	APPLICATION
	7020006	7020012	7020022	7023006	7023012	CARBURETOR No.

Illus. No.	FLOAT BOWL PARTS					
26	7004597	7004597	7004597	7004597	7004597	★Spring — Pump Return
27	7003838	7003838	7003838	7003838	7003838	★Guide — Pump Discharge
28	7006059	7006059	7006059	7006059	7006059	★Spring — Pump Discharge
29	7002117	7002117	7002117	7002117	7002117	★Ball — Pump Discharge
30	7021487	7021487	7021487	7021487	7021487	Float Bowl Assembly
31	7022204	7022204	7022204	7024692	7024692	Venturi Cluster — Primary
32	7013662	7013662	7013662	7013662	7013662	Venturi Cluster — Secondary
33	7010421	7010421	7010421	7010421	7010421	Screw — Venturi Cluster
34	121841	121841	121841	121841	121841	Lockwasher — Cluster Screw
35	7011989	7011989	7011989	7011989	7011989	★Power Valve Assembly
36	7012488	7012488	7012488	7012488	7012488	★Gasket — Power Valve
37	7007803	7007803	7007803	7007803	7007803	★Gasket — Venturi Cluster
38	7002657	7002657	7002657	7002657	7002657	Jet — Primary
38	7008668	7008668	7008668	7008667	7008667	Jet — Secondary
39	7020513	7020513	7020513	7020513	7020513	Auxiliary Throttle Valve Assembly
40	—	7015127	7015127	—	7015127	Screw — Idle Compensator
41	—	7013341	7013341	—	7013341	★Gasket — Idle Compensator
42	—	7015163	7015163	—	7015163	Idle Compensator Kit
42A	7009212	7009212	7009212	7009212	7009212	Insert — Main Well — Primary

CHOKE PARTS

43	7016472	7016472	7016472	7016472	7016472	★Gasket — Choke Housing
44	7021208	7021208	7021208	7021208	7021208	Choke Housing Assembly
45	7019516	7019516	7019516	7019516	7019516	Screw — Choke Housing
46	7006643	7006643	7006643	7006643	7006643	Baffle Plate
47	7002760	7002760	7002760	7002760	7002760	★Gasket — Stat Cover
48	7013588	7013588	7013588	7013588	7013588	Stat Cover, Coil and Gasket Assembly
49	7000614	7000614	7000614	7000614	7000614	Retainer — Stat Cover — Plain
50	7006846	7006846	7006846	7006846	7006846	Retainer — Stat Cover — Toothed
51	7010424	7010424	7010424	7010424	7010424	Screw — Stat Cover
52	7000196	7000196	7000196	7000196	7000196	Trip Lever
53	7019709	7019709	7019709	7019709	7019709	Screw — Trip and Choke Piston Lever
54	7012748	7012748	7012748	7012748	7012748	Choke Piston Lever and Link Assembly
55	7008547	7008547	7008547	7008547	7008547	Choke Lever and Collar Assembly
56	7008744	7008744	7008744	7008744	7008744	Choke Valve
57	7007627	7007627	7007627	7007627	7007627	Screw — Choke Valve
58	7013175	7013175	7013175	7013175	7013175	Choke Shaft Assembly
59	7015887	7015887	7015887	7015887	7015887	Piston — Choke
60	7004748	7004748	7004748	7004748	7004748	Pin — Choke Piston
61	7007503	7007503	7007503	7007503	7007503	Intermediate Choke Shaft Assembly
62	7013533	7013533	7013533	7013533	7013533	Rod — Intermediate Choke Shaft
63	836159	836159	836159	836159	836159	★Clip — Intermediate Choke Rod
64	7007893	7007893	7007893	7007893	7007893	Plug — Expansion — Large
65	7006475	7006475	7006475	7006475	7006475	Plug — Expansion — Small
66	7002814	7002814	7002814	7002814	7002814	Plug — Lead Ball

THROTTLE BODY PARTS

67	7009762	7009762	7009762	7024525	7024525	★Gasket — Throttle Body
68	7004324	7004324	7004324	7004324	7004324	Screw — Throttle Body — (Large)
69	7015105	7015105	7015105	7015105	7015105	Screw — Throttle Body — (Small)
70	121744	121744	121744	121744	121744	Lockwasher — Small Screws
71	7009757	7009757	7009757	7009757	7009757	Cam — Fast Idle
72	7003561	7003561	7003561	7003561	7003561	Screw — Cam Attaching
73	7009776	7009776	7009776	7009776	7009776	Choke Rod
74	1875293	1875293	1875293	1875293	1875293	★Clip — Choke Rod
75	1875293	1875293	1875293	1875293	1875293	★Clip — Pump Rod — Upper
76	7021997	7021997	7021997	7021997	7021997	Pump Rod
77	1875293	1875293	1875293	1875293	1875293	★Clip — Pump Rod — Lower
78	7013348	7013348	7013348	7013348	7013348	Screw — Fast Idle
79	7003176	7003176	7003176	7003176	7003176	Spring — Fast Idle Screw
80	7000241	7000241	7000241	7000241	7000241	Link — Secondary Lever
81	1875293	1875293	1875293	1875293	1875293	★Clip — Secondary Lever Link
82	7021488	7021488	7021488	7025487	7025487	Throttle Body Assembly
83	7013470	7013470	7013470	7013470	7013470	★Needle — Idle Adjusting
84	7011479	7011479	7011479	7011479	7011479	Spring — Idle Needle
85	7006475	7006475	7006475	7006475	7006475	Plug — Expansion
86	3743282	3743282	3743282	3743282	3743282	★Gasket — Flange

★ OVERHAUL KIT CONTENTS



BULLETIN 9C-333A
 PAGE 1
 DATE: OCTOBER, 1959
 File in Front of
 Bulletin 9C-333

Rochester Carburetors
TRIPLE POWER PACK — MODEL 2GC
1959-1960 CHEVROLET
TRIPLE TWO-BARREL CARBURETOR INSTALLATION
SYNCHROMESH — OPTIONAL EQUIPMENT

FRONT	CENTER	REAR	APPLICATION
7013973	7013974	7013975	CARBURETOR No.
7013973	7013974	7013975	REPLACEMENT CARB. No.
—	7013971	—	COMPLETE POWER PKG. No.

All parts for the above optional equipment carburetors are the same as those listed in Bulletin 9C-333 for the Synchromesh models with the exceptions noted below.

Illus. No.				
—	—	7015984	—	Repair Kit
45	—	7015678	—	Float Bowl Assembly
47	7016072	7015896	7016072	Venturi Cluster Assembly
53	7008663	7002960	7008662	Jet — Standard
72	—	7016382	—	Throttle Body Assembly

All adjustments are the same as listed in Bulletin 9C-333.

A GENERAL MOTORS PRODUCT



A UNITED MOTORS-AC LINE

UNITED MOTORS SERVICE—AC DIVISION, GENERAL MOTORS PRODUCTS OF CANADA LIMITED, OSHAWA, ONTARIO



Delco Rochester

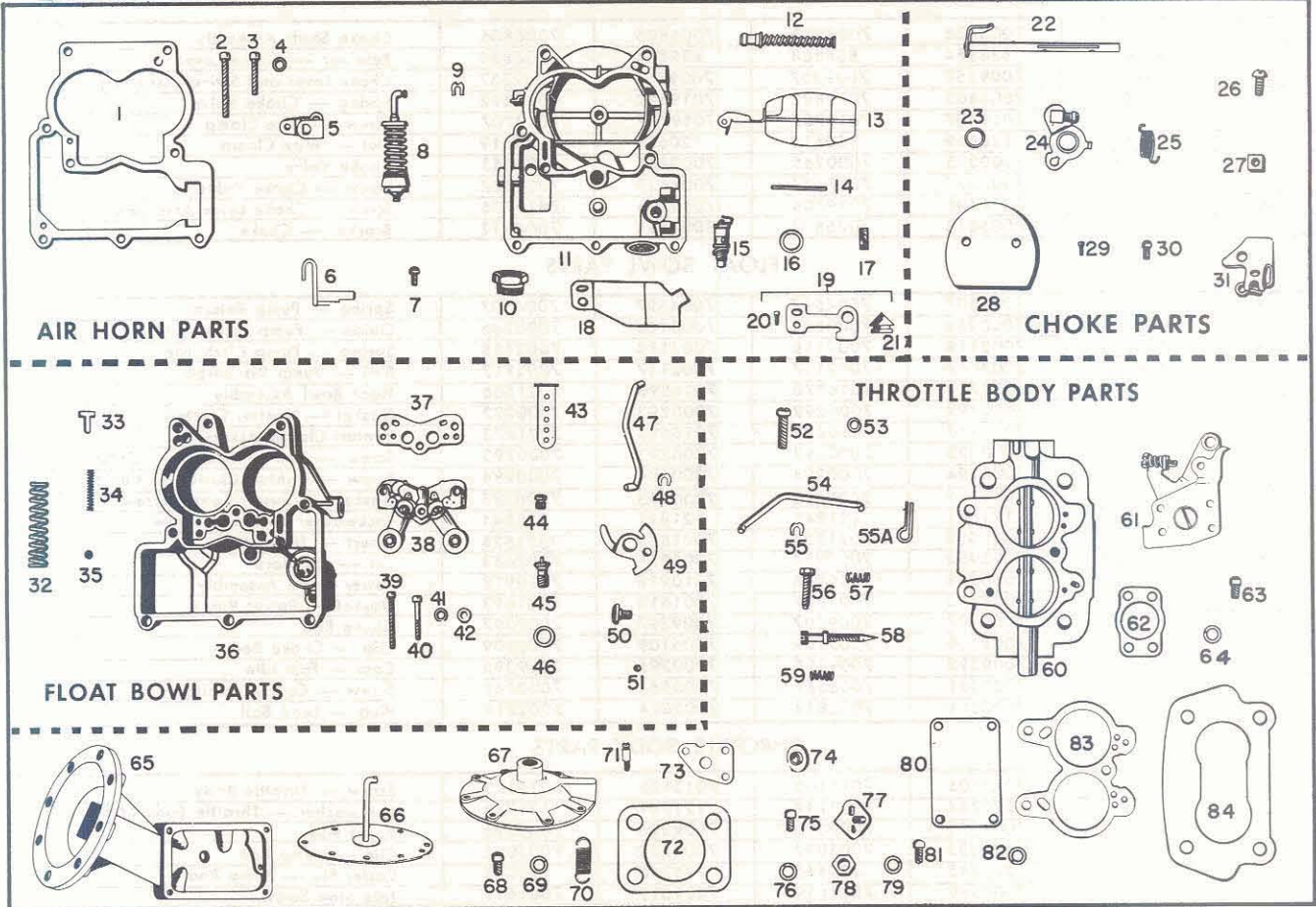
MODEL 2G CARBURETORS

1959-65 CHEVROLET V-8 TRUCK

VACUUM OPERATED GOVERNOR

BULLETIN 9C-334
 DATE: NOVEMBER, 1964
 PAGE 1
 REPLACES: 9C-334,
 DATED OCT., 1963

FOR SPECIFICATIONS SEE BULLETIN 9 CH-11 FOR ADJUSTMENTS SEE BULLETIN 9 CH-13



PARTS SHOWN ARE FOR IDENTIFICATION ONLY. CONSULT PARTS LIST FOR CORRECT PART NAME AND NUMBER

1959	1960-61	1960-62	1962-65	YEAR	APPLICATION
283" — 3700 R.P.M.	348" — 3700 R.P.M.	283" — 3700 R.P.M.	348" — 3700 R.P.M.	327"	CARBURETOR No.
7013013	7013353	7015017	7015019	7020109	REPLACEMENT PACKAGE No.
22-327	22-328	22-327	22-328	22-329	OVERHAUL KIT
7015932	7015932	7015932	7015932	7015932	OK KIT
VTR-310	VTR-310	VTR-310	VTR-310	VTR-310	GASKET SET
40-248	40-248	40-248	40-248	40-248	

Illus No.	AIR HORN PARTS					PART NAME	
1	7008600	7008600	7008600	7008600	7008600	Gasket — Air Horn	
2	7010432	7010432	7010432	7010432	7010432	Screw — Air Horn (Long)	
3	7006119	7006119	7006119	7006119	7006119	Screw — Air Horn (Short)	
4	120217	120217	120217	120217	120217	Lockwasher — Air Horn Screw	
5	7000266	7000266	7000266	7000266	7000266	Lever — Pump Inside	
6	7006975	7006975	7006975	7006975	7006975	Pump Shaft and Lever Assembly	
7	7011270	7011270	7011270	7011270	7011270	Screw — Pump Lever	
8	7019162	7019162	7019162	7019162	7019162	Pump Assembly	
9	7005032	7005032	7005032	7005032	7005032	Clip — Pump Plunger	
10	145475	145475	145475	145475	145475	Fitting — Fuel Inlet	
11	7012597	7012597	7012597	7012597	7012597	Air Horn Assembly	
12	7006323	7006323	7006323	7006323	7006323	Power Piston Assembly	
13	7012974	7012974	7012974	7012974	7012974	Float Assembly	
14	7002081	7002081	7002081	7002081	7002081	Pin Float Hinge	
15	30-9	30-9	30-9	30-9	30-9	Needle and Seat Assembly	
16	7019535	7019535	7019535	7019535	7019535	Gasket — Needle Seat	
17	7006079	7006079	7006079	7006079	7006079	Strainer — Needle Seat	
18	7012835	7012835	7012835	7012835	—	Shield — Idle Vent Valve	
19	7012252	7012252	7012252	7012252	—	Idle Vent Valve Kit	Discontinued
20	7012548	7012548	7012548	7012548	—	Screw — Idle Vent Valve	Late 1960
21	7007129	7007129	7007129	7007129	—	Idle Vent Valve	

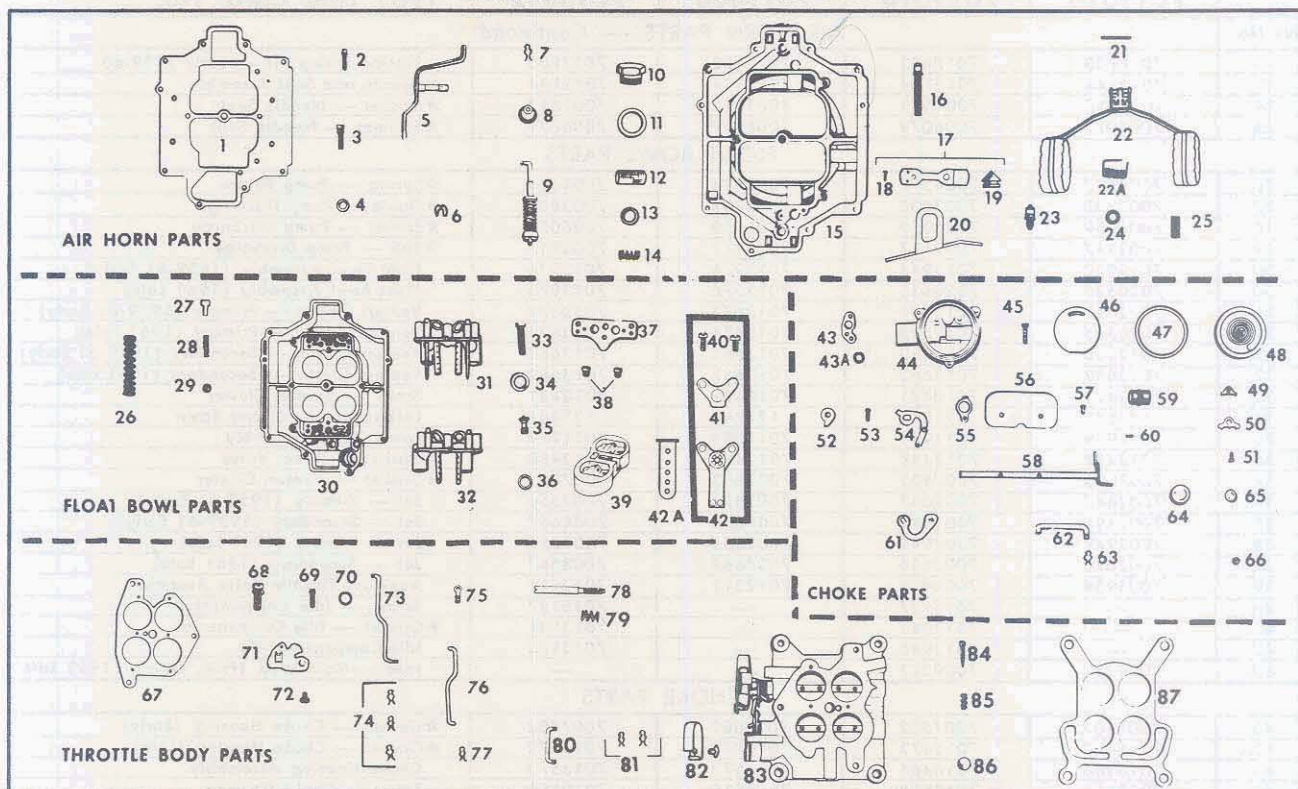
Rochester Carburetors

MODEL 4GC

1959-61 CHEVROLET V-8 PASSENGER

AUTOMATIC TRANSMISSION

BULLETIN 9C-335
 PAGE 1 OF 4
 DATE: MAY, 1961
 REPLACES:
 9C-335, OCT., 1960



PARTS SHOWN ARE FOR IDENTIFICATION ONLY. CONSULT PARTS LIST FOR CORRECT PART NAME AND NUMBER

	283 CU. IN. STANDARD	283 CU. IN. AIR-COND.	348 CU. IN. STANDARD	348 CU. IN. AIR-COND.	APPLICATION
	7013004	7013010	7013006	7013012	1959, 1960 Early Carb. No.
	7015004	7015010	7015006	7015012	1960 Late Carb. No.
	7019004	7015010	7019006	7015012	1961 Early Carb. No.
	7019014	7019010	7019006	7015012	1961 Late Carb. No.
	7015907	7015907	7015908	7015908	Replacement Pkg. No.—1959-60
	7016105	7016105	7015908	7015908	Replacement Pkg. No.—1961
	7015927	7015927	7015928	7015928	OVERHAUL KIT 1959-60 EARLY
	7016030	7016030	7016031	7016031	OVERHAUL KIT 1960 LATE
	7016036	7016036	7016037	7016037	OVERHAUL KIT 1961
	(FR-305)	(FR-305)	(FR-306)	(FR-306)	OK KIT
	7015947	7015947	7015948	7015948	GASKET KIT
Illus. No.	AIR HORN PARTS				
1	7015173	7015173	7015173	7015173	★Gasket — Air Horn
2	7000249	7000249	7000249	7000249	Screw — Air Horn (Short)
3	7014699	7014699	7014699	7014699	Screw — Air Horn (Long)
4	120217	120217	120217	120217	Lockwasher — Long Screw
5	7011718	7011718	7011718	7011718	Pump Shaft and Lever Assembly
6	7007616	7007616	7007616	7007616	★Clip — Pump Shaft
7	1875293	1875293	1875293	1875293	★Clip — Pump Plunger
8	7006372	7006372	7006372	7006372	★Boot — Pump Plunger
9	7000208	7000208	7011392	7011392	★Pump Assembly
10	7013525	7013525	7013525	7013525	Filter Nut — Fuel Inlet
11	7010010	7010010	7010010	7010010	★Gasket — Filter Nut
12	7013404	7013404	7013404	7013404	Filter — Fuel Inlet
13	7013584	7013584	7013584	7013584	★Gasket — Filter
14	7010007	7010007	7010007	7010007	Spring — Filter
15	7015794	7015794	7015794	7015794	Air Horn Assembly
16	7009718	7009718	7009718	7009718	Power Piston Assembly
17	7012188	7012188	7012188	7012188	Idle Vent Valve Kit
18	7012548	7012548	7012548	7012548	Screw — Idle Vent Valve and Shield
19	7007129	7007129	7007129	7007129	Valve — Idle Vent
20	7012520	7012520	7012520	7012520	Shield — Idle Vent Valve
21	7001595	7001595	7001595	7001595	Pin — Float Hinge
22	7017488	7017488	7017488	7017488	Float Assembly
22A	7017486	7017486	7017486	7017486	★Torsion Spring — Late 1960, All 1961
—	7017804	7017804	7017804	7017804	★Float Modification Kit — Early 1959-60

★ OVERHAUL KIT CONTENTS

PRINTED IN CANADA

	7013004	7013010	7013006	7013012	1959, 1960 Early Carb. No.
	7015004	7015010	7015006	7015012	1960 Late Carb. No.
	7019004	7015010	7019006	7015012	1961 Early Carb. No.
	7019014	7019010	7019006	7015012	1961 Late Carb. No.

Illus. No.	AIR HORN PARTS — Continued				
—	7017803	7017803	7017803	7017803	Torsion Spring Kit — Early 1959-60
23	7012144	7012144	7012144	7012144	★Needle and Seat Assembly
24	7001613	7001613	7001613	7001613	★Gasket — Needle Seat
25	7006079	7006079	7006079	7006079	★Strainer — Needle Seat

FLOAT BOWL PARTS					
26	7004597	7004597	7008694	7008694	★Spring — Pump Return
27	7003838	7003838	7003838	7003838	★Guide — Pump Discharge
28	7006059	7006059	7006059	7006059	★Spring — Pump Discharge
29	7002117	7002117	7002117	7002117	★Ball — Pump Discharge
30	7013948	7013948	7013976	7013976	Float Bowl Assembly (1959-61 Early)
30	7020635	7020635	7013976	7013976	Float Bowl Assembly (1961 Late)
31	7012191	7012191	7013674	7013674	Venturi Cluster — Primary (1959-61 Early)
31	7020565	7020565	7013674	7013674	Venturi Cluster — Primary (1961 Late)
32	7012260	7012260	7013662	7013662	Venturi Cluster — Secondary (1959-61 Early)
32	7013662	7013662	7013662	7013662	Venturi Cluster — Secondary (1961 Late)
33	7010421	7010421	7010421	7010421	Screw — Venturi Cluster
34	121841	121841	121841	121841	Lockwasher — Cluster Screw
35	7011989	7011989	7011989	7011989	★Power Valve Assembly
36	7012488	7012488	7012488	7012488	★Gasket — Power Valve
37	7007803	7007803	7007803	7007803	★Gasket — Venturi Cluster
38	7002647	7002647	7002656	7002656	Jet — Primary (1959-61 Early)
38	7001498	7001498	7008668	7008667	Jet — Secondary (1959-61 Early)
38	7002949	7002949	7002656	7002656	Jet — Primary (1961 Late)
38	7002656	7002656	7008668	7008667	Jet — Secondary (1961 Late)
39	7008958	7008958	7012211	7012211	Auxiliary Throttle Valve Assembly
40	—	7015127	—	7015127	Screw — Idle Compensator
41	—	7013341	—	7013341	★Gasket — Idle Compensator
42	—	7013946	—	7015163	Idle Compensator Kit
42A	7009212	7009212	—	—	Insert—Main Well (Prim. Only) (1961 Late)

CHOKE PARTS					
43	7007502	7007502	7007502	7007502	★Gasket — Choke Housing (Early)
43A	7016472	7016472	7016472	7016472	★Gasket — Choke Housing (Late)
44	7016466	7016466	7016573	7016573	Choke Housing Assembly
45	7019516	7019516	7019516	7019516	Screw — Choke Housing
46	7006643	7006643	7006643	7006643	Baffle Plate
47	7002760	7002760	7002760	7002760	★Gasket — Stat Cover
48	7013588	7013588	7013588	7013588	Stat Cover, Coil and Gasket Assembly
49	7000614	7000614	7000614	7000614	Retainer — Stat Cover — Plain
50	7006846	7006846	7006846	7006846	Retainer — Stat Cover — Toothed
51	7010424	7010424	7010424	7010424	Screw — Stat Cover
52	7000196	7000196	7000196	7000196	Trip Lever
53	7019709	7019709	7019709	7019709	Screw — Trip and Choke Piston Levers
54	7012748	7012748	7012748	7012748	Choke Piston Lever and Link Assembly
55	7008547	7008547	7008547	7008547	Choke Lever and Collar Assembly
56	7000191	7000191	7008744	7008744	Choke Valve
57	7007627	7007627	7007627	7007627	Screw — Choke Valve
58	7013175	7013175	7013175	7013175	Choke Shaft Assembly
59	7015890	7015890	7015887	7015887	Piston — Choke
60	7004748	7004748	7004748	7004748	Pin — Choke Piston
61	7007503	7007503	7007503	7007503	Intermediate Choke Shaft Assembly
62	7013533	7013533	7013533	7013533	Rod — Intermediate Choke Shaft
63	836159	836159	836159	836159	★Clip — Intermediate Choke Rod
64	7007893	7007893	7007893	7007893	Plug — Expansion — Large
65	7006475	7006475	7006475	7006475	Plug — Expansion — Small
66	7002814	7002814	7002814	7002814	Plug — Lead Ball

THROTTLE BODY PARTS					
67	7009761	7009761	7009762	7009762	★Gasket — Throttle Body
68	7004324	7004324	7004324	7004324	Screw — Throttle Body (Large)
69	7015105	7015105	7015105	7015105	Screw — Throttle Body (Small)
70	121744	121744	121744	121744	Lockwasher — Small Screws
71	7009757	7009757	7009757	7009757	Cam — Fast Idle
72	7003561	7003561	7003561	7003561	Screw — Cam Attaching
73	7009776	7009776	7009776	7009776	Choke Rod
74	1875293	1875293	1875293	1875293	★Clip — Choke Rod
75	7003137	7003137	7003137	7003137	★Clip — Pump Rod — Upper
76	7013531	7013531	7013531	7013531	Pump Rod
77	1875293	1875293	1875293	1875293	★Clip — Pump Rod — Lower
78	7013348	7013348	7013348	7013348	Screw — Fast Idle
79	7003176	7003176	7003176	7003176	Spring — Fast Idle Screw
80	7000241	7000241	7000241	7000241	Link — Secondary Lever
81	1875293	1875293	1875293	1875293	★Clip — Secondary Lever Link
82	7012445	7012445	7012445	7012445	Secondary Lockout Spring Kit (Early 1959)
83	7013949	7013949	7013977	7013977	Throttle Body Assembly (1959-61 Early)
83	7020636	7020636	7013977	7013977	Throttle Body Assembly (1961 Late)
84	7013470	7013470	7013470	7013470	★Needle — Idle Adjusting
85	7011479	7011479	7011479	7011479	Spring — Idle Needle
86	7006475	7006475	7006475	7006475	Plug — Expansion
87	3751050	3751050	3743282	3743282	★Gasket — Flange

Rochester Carburetors

MODEL 4GC

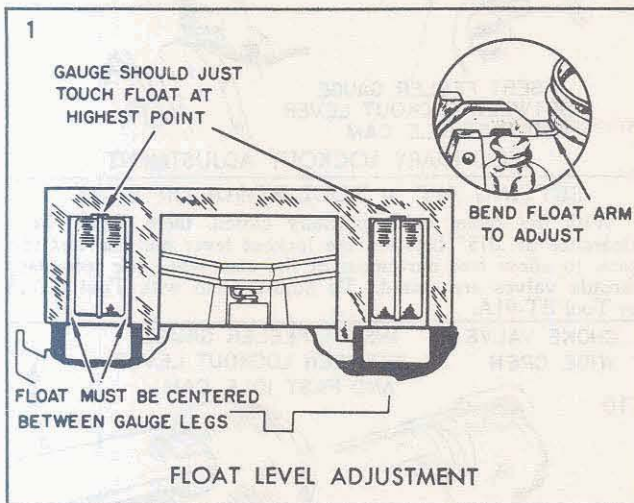
1959-61 CHEVROLET V-8 PASSENGER

ADJUSTMENTS AND SPECIFICATIONS

BULLETIN 9C-335

PAGE 3 OF 4

DATE: MAY, 1961

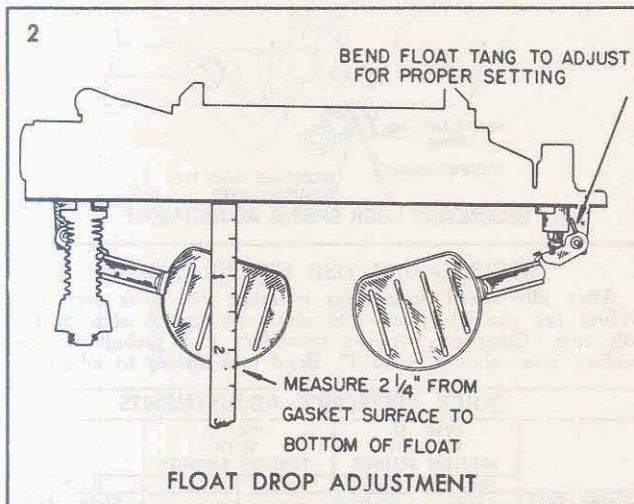


FLOAT LEVEL ADJUSTMENT

1959-60 (WITHOUT FLOAT TORSION SPRINGS)
 SETTING 1-5/8" (PRIMARY), GAUGE BT-89
 SETTING 1-11/16" (SECONDARY), GAUGE BT-143
 1960-61 (WITH FLOAT TORSION SPRINGS)
 SETTING 1-33/64" (PRIMARY), GAUGE BT-182
 SETTING 1-37/64" (SECONDARY), GAUGE BT-183

With the air horn gasket in place, position the gauge over the floats and against the curvature in the air horn bore. Bend the float arms at the rear of the assembly so floats just touch the gauge. Then bend float arms horizontally to center each pontoon between the gauge legs.

Note: 1959-1961 secondary float setting differs from primary. Use gauges and dimensions listed above.



FLOAT DROP ADJUSTMENT

SETTING 2 1/4", GAUGE BT-93 OR SCALE

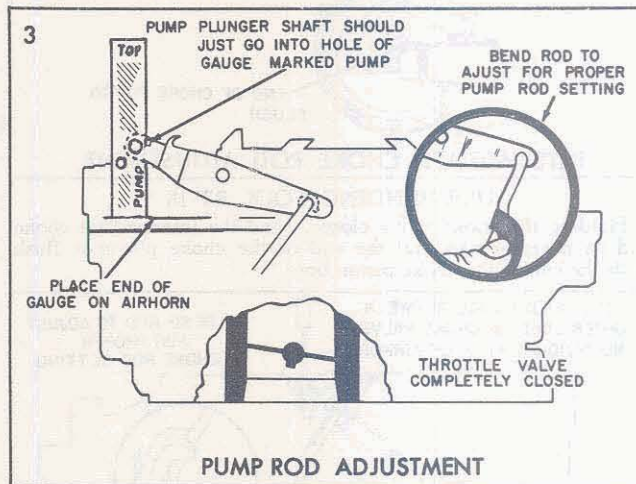
Bend the float tang as required to obtain a distance of 2 1/4" from the gasket surface to the bottom of the float, with the float hanging free.

SETTING — INDEX*

Loosen the three retaining screws and rotate the choke cover counterclockwise against coil tension until the index mark is in the proper position with the index point on the choke housing.

* Note: The choke stat coil used on the 283 cu. in. engine carburetor was changed from No. 7 to No. 11 on later 1960 units.

Use I notch lean setting for 1959 and 1960 (early) units using the No. 7 stat coil.

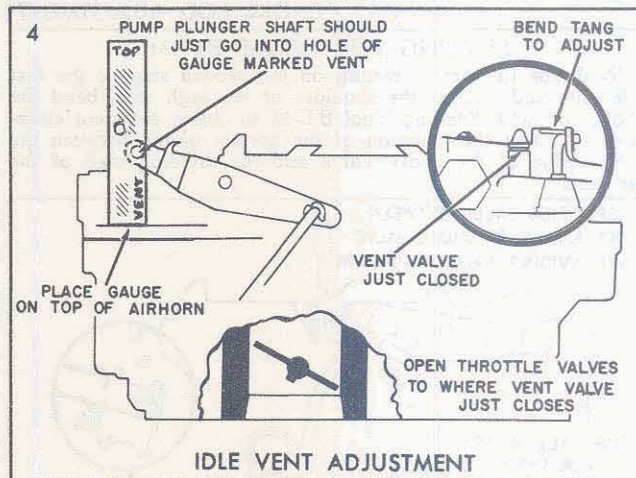


PUMP ROD ADJUSTMENT

SETTING 1-1/16", GAUGE BT-145 OR SCALE

Back out idle screw until throttle valves are completely closed. Place combination "pump" and "vent" gauge on top of air next to pump plunger, as shown. With the throttle valves closed and lower edge of gauge resting on top of air horn, the pump plunger shaft should slide freely into hole of gauge marked "pump".

Bend the pump rod with Bending Tool BT-18 as shown to adjust.



IDLE VENT ADJUSTMENT

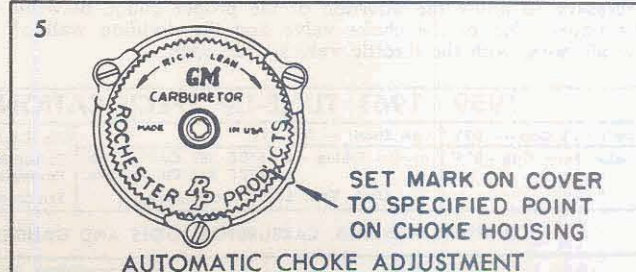
SETTING 31/32", GAUGE BT-145 OR SCALE

Note: Make pump rod adjustment before adjusting idle vent valve.

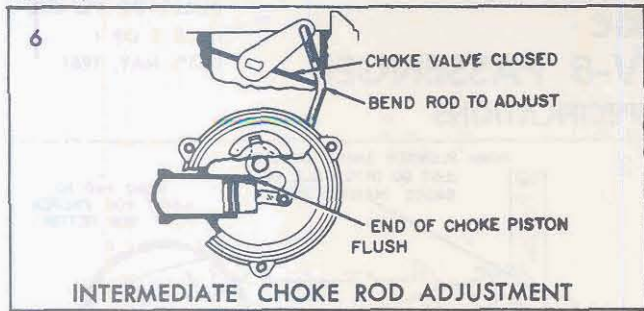
Place combination "pump" and "vent" gauge on top of air horn with side marked "vent" next to pump plunger shaft, as shown.

Open throttle valves to point where the vent valve is just closed. With the throttle valves held in this position, the hole marked "vent" on the gauge should slide freely over pump plunger shaft.

Bend the tang on the pump lever, as shown to adjust.

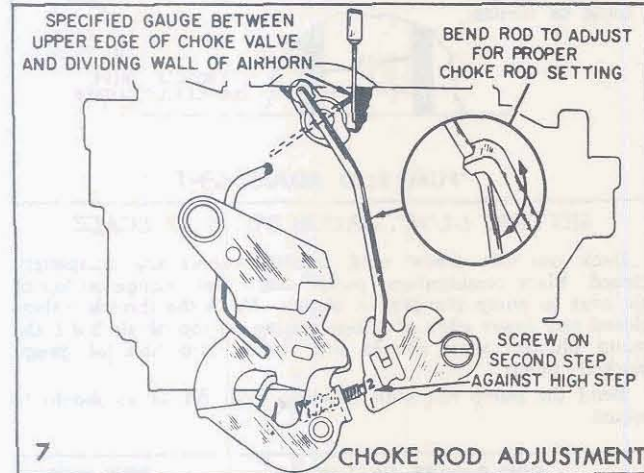


AUTOMATIC CHOKE ADJUSTMENT



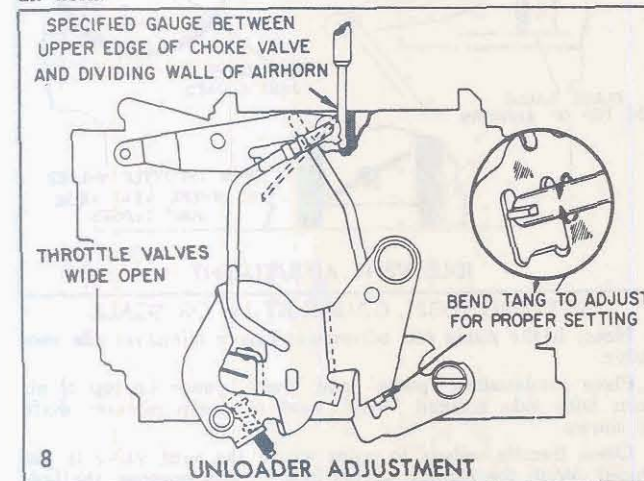
USE BENDING TOOL BT-18

Holding the choke valve closed, bend the intermediate choke rod as necessary so that the end of the choke piston is flush with the end of the choke piston bore.



SETTING .043", GAUGE BT-131

With the idle screw resting on the second step of the fast idle cam and against the shoulder of the high step, bend the choke rod with Bending Tool BT-18 to obtain sufficient clearance to allow the insertion of the correct gauge between the upper edge of the choke valve and the dividing wall of the air horn.

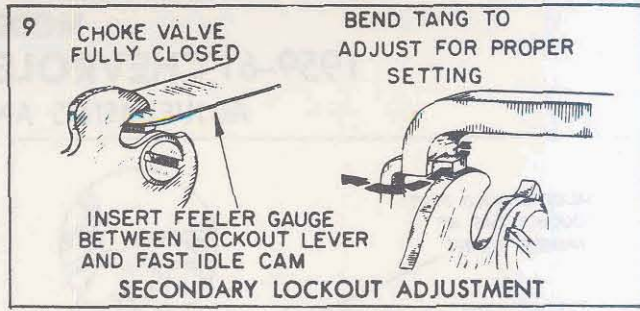


SETTING .235", GAUGE BT-131

Bend the unloader tang with Bending Tool BT-69 as necessary to allow the insertion of the proper gauge between the upper edge of the choke valve and the dividing wall of the air horn, with the throttle valves wide open.

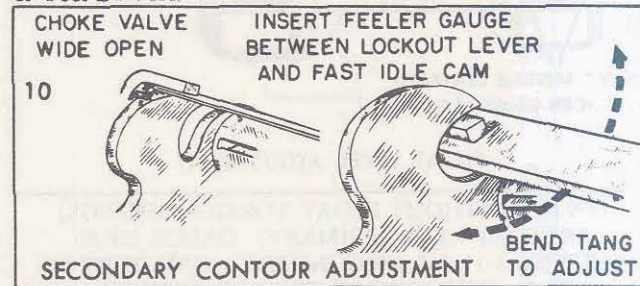
1959 - 1961 TUNE-UP SPECIFICATIONS			
Spark Plug Gap — .035"	Cam Dwell — 28° - 32°	Idle R.P.M.	
Breaker Point Gap — .016"	Ignition Timing — 4° BTDC 283 Cu. In. Eng. 8° BTDC 348 Cu. In. Eng.	Turboglide 1450 in Drive Powerglide	
	Dist. Vac. Line Disconnected	Synchromesh — 475 Neut.	

COMPLETE MANUALS, CARBURETOR TOOLS AND GAUGES AS LISTED ARE AVAILABLE THROUGH UMS DISTRIBUTORS



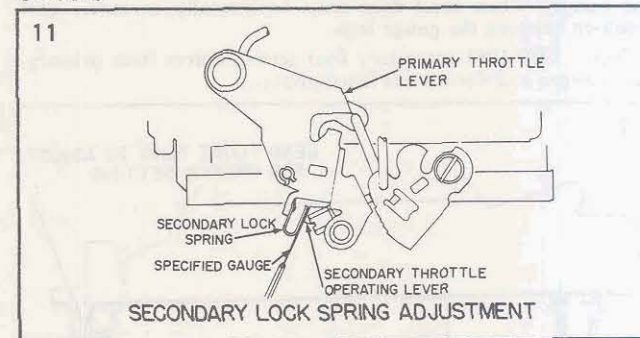
SETTING .015" — TOOL BT-91A OR BT-18

With the choke valve partially closed, there should be a clearance of .015" between the lockout lever and the fast idle cam, to allow free movement of the cam when the secondary throttle valves are closed. To adjust, bend with Tool BT-18 or Tool BT-91A.



SETTING .015" — TOOL BT-91A

With the choke valve fully open and the secondary throttle valves partly open, there should be sufficient clearance between the lockout lever and the fast idle cam to allow free movement of the secondary valve shaft. Adjust with Bending Tool BT-91A.



SETTING .010". USE FEELER GAUGE

After idle speed adjustment is made (be sure secondary valves are closed), place idle screw on lowest step of fast idle cam. Clearance between secondary lock spring and secondary lever should be .010". Bend lock spring to adjust.

QUICK REFERENCE ADJUSTMENTS

	1959 - 60 WITHOUT TORSION SPRINGS		1960 - 61 WITH TORSION SPRINGS		GAGE No.
	PRIM.	SEC.	PRIM.	SEC.	
FLOAT LEVEL	1 5/8"	1-11/16"	1-33/64"	1-37/64"	BT-89 BT-143
FLOAT DROP	2 1/4"	2 1/4"	2 1/4"	2 1/4"	BT-182 BT-183
PUMP ROD	1-1/16"	—	1-1/16"	—	BT-93 or Scale
IDLE VENT	31/32"	—	31/32"	—	BT-145 or Scale
AUTO. CH.	Index*		Index		—
INT. CH. ROD	Piston Flush		Piston Flush		—
CHOKE ROD	.043	—	.043	—	BT-131
UNLOADER	.235	—	.235	—	BT-131
SEC. LOCK.	.015	—	.015	—	Feeler Gauge
SEC. CONT.	.015	—	.015	—	Feeler Gauge
SEC LOCK SP.	.010	—	—	—	Feeler Gauge

* SEE NOTE PAGE 3

NOTE: For complete carburetor specifications, refer to 9D-1 Section of the Parts and Service Manual.

Refer to Bulletin 9D-9 for basic operation and overhaul procedures.

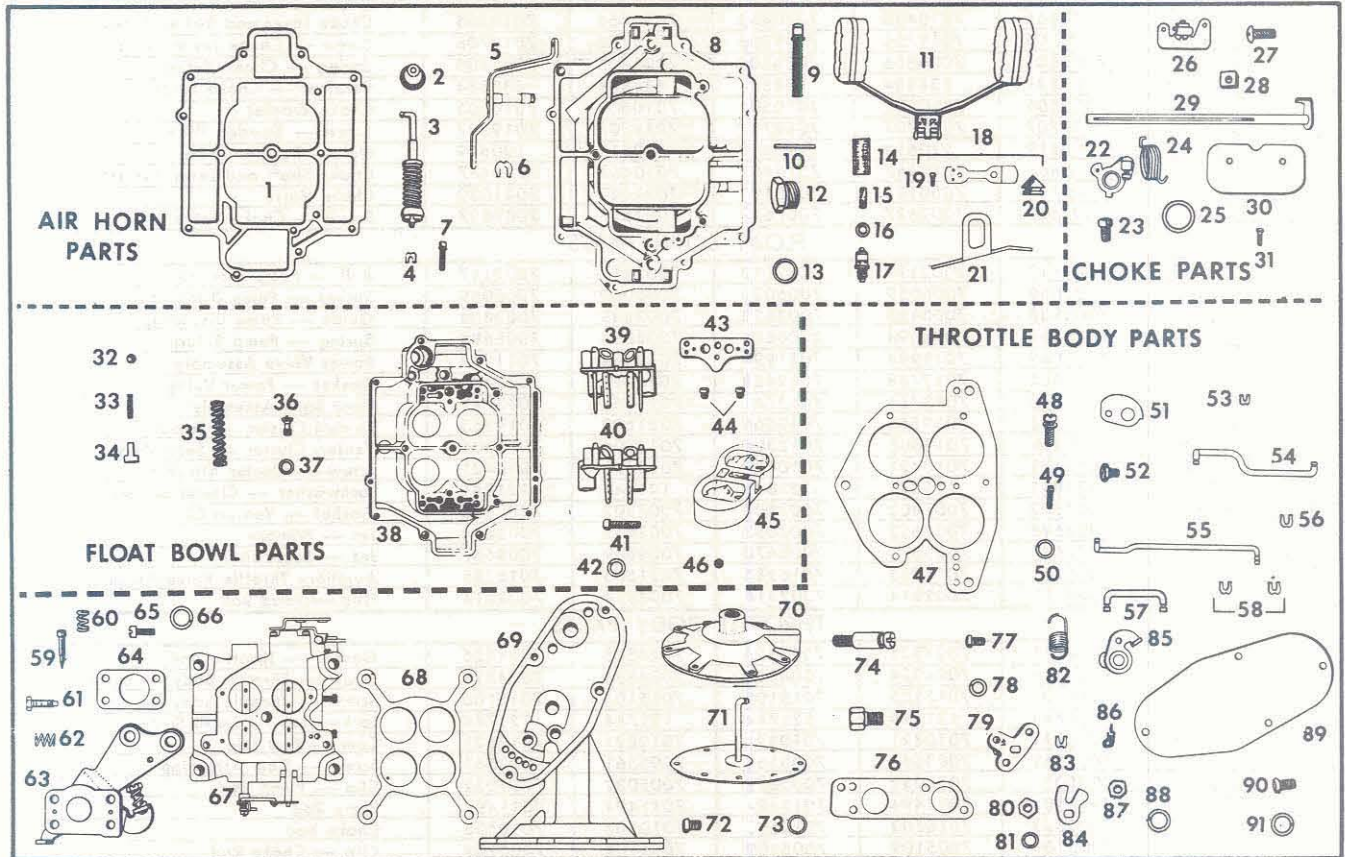
Delco Rochester

MODEL 4G CARBURETORS

1959-65 CHEVROLET V-8 TRUCK

VACUUM OPERATED GOVERNOR

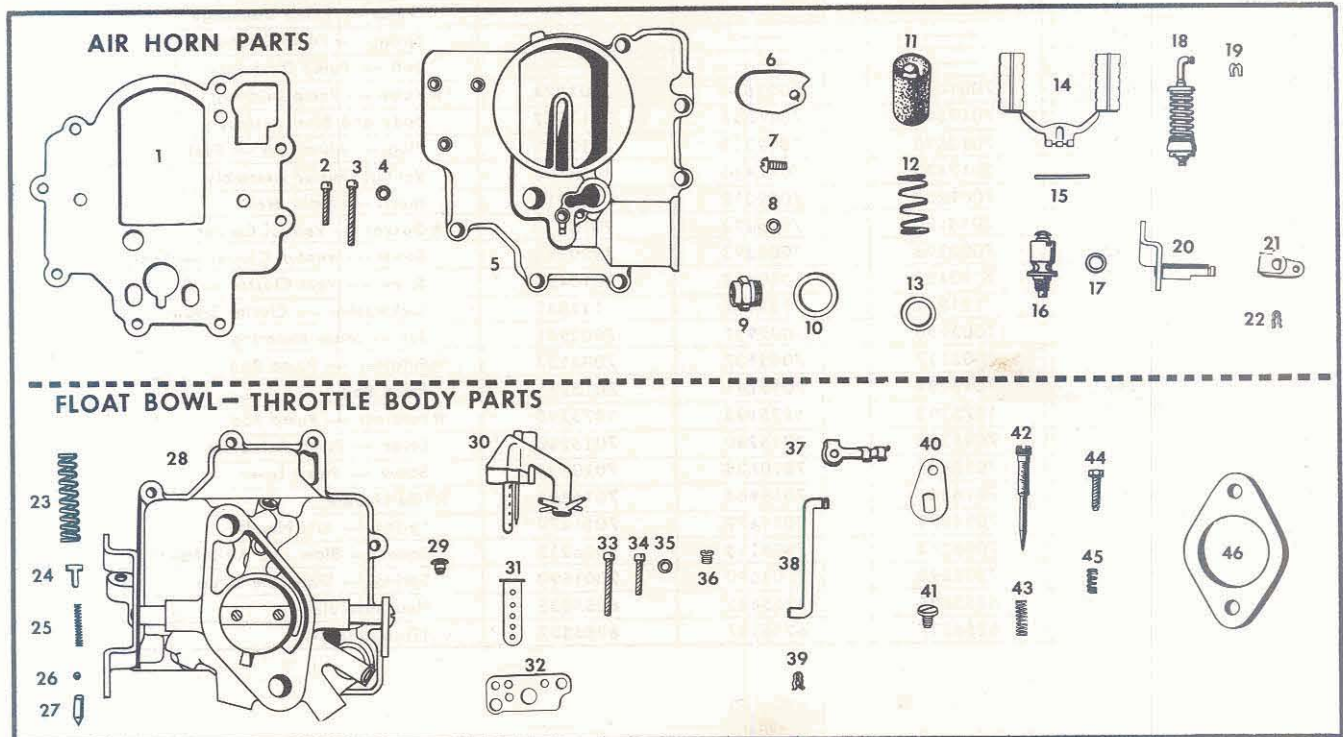
FOR SPECIFICATIONS SEE BULLETIN 9 CH-11 FOR ADJUSTMENTS SEE BULLETIN 9 CH-14



PARTS SHOWN ARE FOR IDENTIFICATION ONLY. CONSULT PARTS LIST FOR CORRECT PART NAME AND NUMBER

1959			1960-61	1962-65	1962-65	YEAR
283"	283"	348"	348"	348"	409"	APPLICATION
3700 R.P.M.	4000 R.P.M.					
7013023	7013021	7013025	7015025	7020025	7020029	CARBURETOR No.
24-305	24-304	24-306	24-306	24-309	24-308	REPLACEMENT PKG. No.
7015922	7015922	7015933	7015933	7015933	7015933	OVERHAUL KIT
VFR-308	VFR-308	VFR-310	VFR-310	VFR-310	VFR-310	OK KIT
40-228	40-228	40-229	40-229	40-229	40-229	GASKET SET

Illus. No.	AIR HORN PARTS						
	1959	1960-61	1962-65	1962-65	1962-65	1962-65	
1	7006061	7006061	7006061	7006061	7006061	7006061	Gasket — Air Horn
2	7006372	7006372	7006372	7006372	7006372	7006372	Boot — Pump Plunger
3	7010898	7010898	7026792	7026792	7026792	7026792	Pump Assembly
4	7005032	7005032	7005032	7005032	7005032	7005032	Clip — Pump Plunger
5	7022205	7022205	7022205	7022205	7022205	7022205	Pump Shaft and Lever Assembly
6	7007616	7007616	7007616	7007616	7007616	7007616	Clip — Pump Shaft
7	7000249	7000249	7000249	7000249	7000249	7000249	Screw — Air Horn
8	7012158	7012158	7012158	7012158	7012158	7012158	Air Horn Assembly
9	7006011	7006011	7009054	7009054	7009054	7009054	Power Piston Assembly
10	7001595	7001595	7001595	7001595	7001595	7001595	Pin — Float Hinge
11	7017488	7017488	7017488	7017488	7017488	7017488	Float Assembly
12	7000262	7000262	7000262	7000262	7000262	7000262	Strainer Nut
13	7001597	7001597	7001597	7001597	7001597	7001597	Gasket — Strainer Nut
14	7003083	7003083	7003083	7003083	7003083	7003083	Strainer — Fuel Inlet
15	7006079	7006079	7006079	7006079	7006079	7006079	Strainer — Needle Seat
16	7019535	7019535	7019535	7019535	7019535	7019535	Gasket — Needle Seat
17	30-7	30-7	30-7	30-7	30-7	30-7	Needle and Seat Assembly
18	7012188	7012188	7012188	7012188	—	—	Idle Vent Valve Kit—Discont. Late '61
19	7012548	7012548	7012548	7012548	—	—	Screw—Idle Vent Valve—Dis. Late '61
20	7007129	7007129	7007129	7007129	—	—	Idle Vent Valve—Discontinued Late '61
21	7012520	7012520	7012520	7012520	—	—	Shield—Idle Vent Valve—Dis. Late '61



PARTS SHOWN ARE FOR IDENTIFICATION ONLY. CONSULT PARTS LIST FOR CORRECT PART NAME AND NUMBER

	POWERGLIDE & SYN. (Early)	POWERGLIDE (Late)	SYNCHROMESH (Late)	SYNCHROMESH High Perf'ance	APPLICATION
	7015300	7015310	7015311	7015319	CARBURETOR No.
	7016015	7016014	7016015	7016015	SERVICE PACKAGE No.
	7016136	7016136	7016136	7016136	OVERHAUL KIT
	SR-305	SR-305	SR-305	SR-305	OK KIT
	7016149	7016149	7016149	7016149	GASKET KIT
Illus. No.	AIR HORN PARTS				
1	7021415	7021415	7021415	7021415	★Gasket — Air Horn
2	7000249	7000249	7000249	7000249	Screw — Air Horn — Short
4	120217	120217	7014699	7014699	Screw — Air Horn — Long
3	7014699	7014699	120217	120217	Lockwasher — Long Screw
5	7016998	7016998	7016998	7016998	Air Horn Assembly
6	7015240	7015240	7015240	7015240	Cover
7	7010424	7010424	7010424	7010424	Screw — Cover
8	121841	121841	121841	121841	Lockwasher — Cover Screw
9	7015233	7015233	7015233	7015233	Nut — Fuel Inlet Filter
10	7010010	7010010	7010010	7010010	★Gasket — Fuel Inlet Nut
11	7013404	7013404	7013404	7013404	Filter — Fuel Inlet
12	7010007	7010007	7010007	7010007	Spring — Fuel Inlet Filter
13	7013584	7013584	7013584	7013584	★Gasket — Fuel Inlet Filter
14	7015241	7015241	7015241	7015241	Float Assembly
15	7001595	7001595	7001595	7001595	Pin — Float Hinge
16	7015789	7015789	7015789	7015789	★Needle and Seat Assembly
17	7001613	7001613	7001613	7001613	★Gasket — Needle Seat
18	7019457	7019457	7019457	7019457	★Pump Assembly
19	7005032	7005032	7005032	7005032	★Clip — Pump Plunger
20	7015246	7015246	7015246	7015246	Pump Shaft and Lever Assembly
21	7015249	7015249	7015249	7015249	Lever — Pump Inside
22	1875293	1875293	1875293	1875293	★Pin Spring — Pump Lever

	POWERGLIDE & SYN. (Early) 7015300	POWERGLIDE (Late) 7015310	SYNCHROMESH (Late) 7015311	SYNCHROMESH High Perf'ance 7015319	APPLICATION CARBURETOR No.
Illus. No.	THROTTLE BODY — FLOAT BOWL PARTS				
23	7017436	7017436	7017436	7017436	★Spring — Pump Return
24	See Note	—	—	—	Guide — Pump Discharge
25	See Note	—	—	—	Spring — Pump Discharge
26	See Note	—	—	—	Ball — Pump Discharge
27	7001674	7001674	7001674	7001674	★Valve — Pump Discharge
28	7017552	7017552	7017552	7017552	Body and Bowl Assembly
29	7012330	7012330	7012330	7012330	Plug — Aluminum — Fuel
30	7016782	7017431	7017440	7017760	Venturi Cluster Assembly
31	7009212	7009212	7009212	7009212	Insert — Main Well
32	7015272	7015272	7015272	7015272	★Gasket — Venturi Cluster
33	7000293	7000293	7000293	7000293	Screw — Venturi Cluster — Long
34	7010433	7010433	7010433	7010433	Screw — Vent Cluster — Short
35	121841	121841	121841	121841	Lockwasher — Cluster Screws
36	7002952	7002950	7002951	7002951	Jet — Main Metering
37	7003137	7003137	7003137	7003137	★Retainer — Pump Rod
38	7015281	7015281	7015281	7015281	Pump Rod
39	1875293	1875293	1875293	1875293	★Retainer — Pump Rod
40	7015280	7015280	7015280	7015280	Lever — Pump Actuating
41	7010435	7010435	7010435	7010435	Screw — Pump Lever
42	7016864	7016864	7016864	7016864	★Idle Needle
43	7011479	7011479	7011479	7011479	Spring — Idle Needle
44	7006213	7006213	7006213	7006213	Screw — Slow Idle Adjustment
45	7001690	7001690	7001690	7001690	Spring — Slow Idle Screw
46	6255835	6255835	6255835	6255835	Heat Insulator
—	6256537	6256537	6256537	6256537	†Flange Gasket

★ OVERHAUL KIT CONTENTS

† TO BE USED WITH ALUMINUM SPACER (2 PER CARBURETOR)

NOTE: If these parts are found in the 7015300 Carburetor, they may be replaced with the 7017524 Pump Modification Kit.

The above accelerator pump modification kit was released to correct a lean pump condition on the 7015300 carburetor.

The kit contains a pump discharge valve which replaces the pump discharge ball, spring and guide. It also contains a new pump assembly, pump return spring and air horn gasket.

The above parts are also included in the complete repair kit.

THEY MUST BE PURCHASED FROM CHEVROLET
CHOKE PARTS FOR THE CORVAIR ARE NOT DISTRIBUTED THROUGH U.M.S.



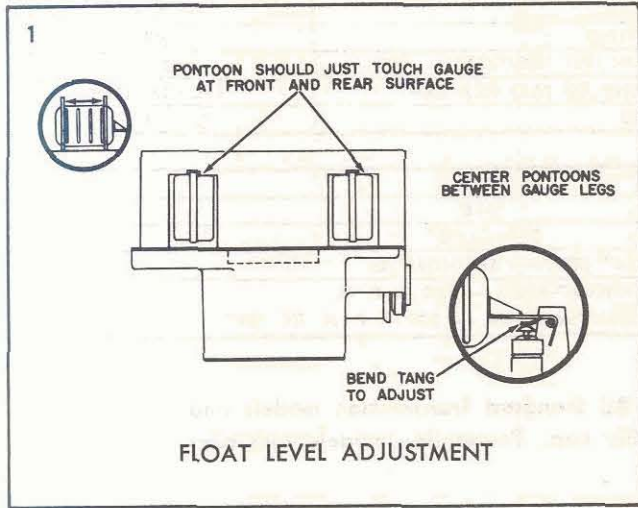
Delco Rochester

MODEL H

1960 CHEVROLET CORVAIR

ADJUSTMENTS AND SPECIFICATIONS

BULLETIN 9C-337
 PAGE 3 OF 4
 DATE: APRIL, 1962
 REPLACES:
 9C-337, NOV., 1959



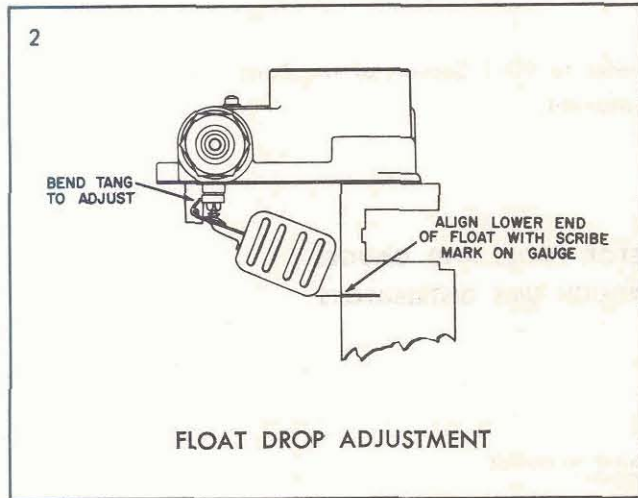
FLOAT LEVEL ADJUSTMENT

SETTING 1-13/64", GAUGE BT-174

With air horn inverted and cover gasket in place, install float level gauge shown with center section of gauge centered in air horn bore.

Bend tang at rear of floats located just above float needle as shown, until each pontoon just touches top portion of gauge. NOTE: Move gauge back and forth in center section of air horn so that front and rear upper surfaces of the float just touch the gauge. Floats must be parallel with air horn.

Carefully bend float arms horizontally so that each float pontoon is centered between the gauge legs. Tilt assembly 90 degrees each day way and check that floats do not touch or rub the gauge leg. This insures that the floats will not rub the inner sides of the float bowl. If alignment is necessary, re-check float level adjustment afterwards.

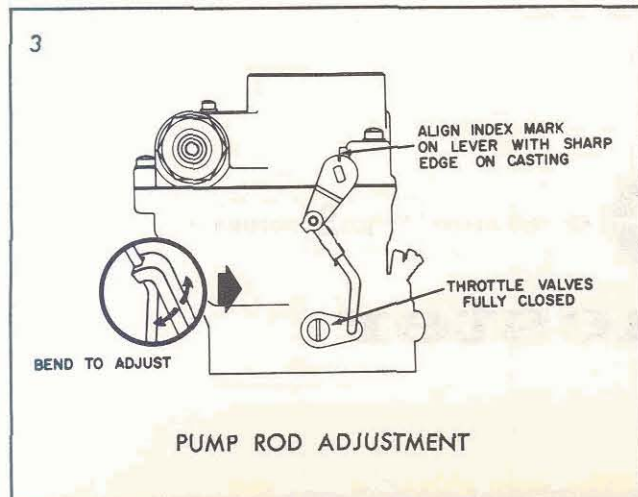


FLOAT DROP ADJUSTMENT

SETTING 1-3/4" GAUGE BT-174 OR SCALE

To insure sufficient entry of fuel under high speed operation, it is necessary to check and adjust the float drop if necessary.

With the air horn assembly held upright and floats suspended freely, carefully bend the float tang at the rear of the float arm so that the bottom of the float pontoon at toe aligns with the scribe mark on gauge. A scale may also be used for checking this setting.



PUMP ROD ADJUSTMENT

SETTING — INDEX LINE

Back out idle stop screw until the throttle valves are completely closed in bore. Bend pump rod as shown until the index line on upper pump lever just aligns with sharp edge on air horn casting.

QUICK REFERENCE SPECIFICATIONS

ADJUSTMENTS		GAUGE No.
FLOAT LEVEL	1-13/64"	BT-174
FLOAT DROP	1-3/4"	BT-174
PUMP ROD	INDEX LINE	NONE
AUTOMATIC CHOKE	INDEX (THROTTLE IN IDLE POSITION)	NONE
FAST IDLE	2200 R. P. M. — HIGH STEP OF FAST IDLE CAM	TACHOMETER
UNLOADER	.250	1/4" DRILL
TUNE-UP		
SPARK PLUG GAP	.035	
BREAKER POINT GAP	.016	
CAM DWELL	31° — 36°	
IGNITION TIMING	4° BTDC — SEE NOTE No. 1	
IDLE R. P. M.	SYNCHROMESH — 500 R. P. M. AUTOMATIC TRANSMISSION — 500 R. P. M. IN "DR"	

Note No. 1: Specifications shown are for **All Standard Transmission** models and Powerglide models with cadmium plated oiler cap. Powerglide models with oiler caps painted black are set at 16° BTDC.

For complete carburetor specifications, refer to 9D-1 Section of the Parts and Service Manual.

**COMPLETE MANUALS, CARBURETOR TOOLS AND GAUGES
AS LISTED ARE AVAILABLE THROUGH UMS DISTRIBUTORS**

SPECIFICATIONS ARE SUBJECT TO CHANGE
WITHOUT NOTICE

Delco  **Rochester**

ASK YOUR NEARBY  DISTRIBUTOR

Rochester Carburetors

MODEL "H"

1961 CHEVROLET CORVAIR

BULLETIN 9C-338

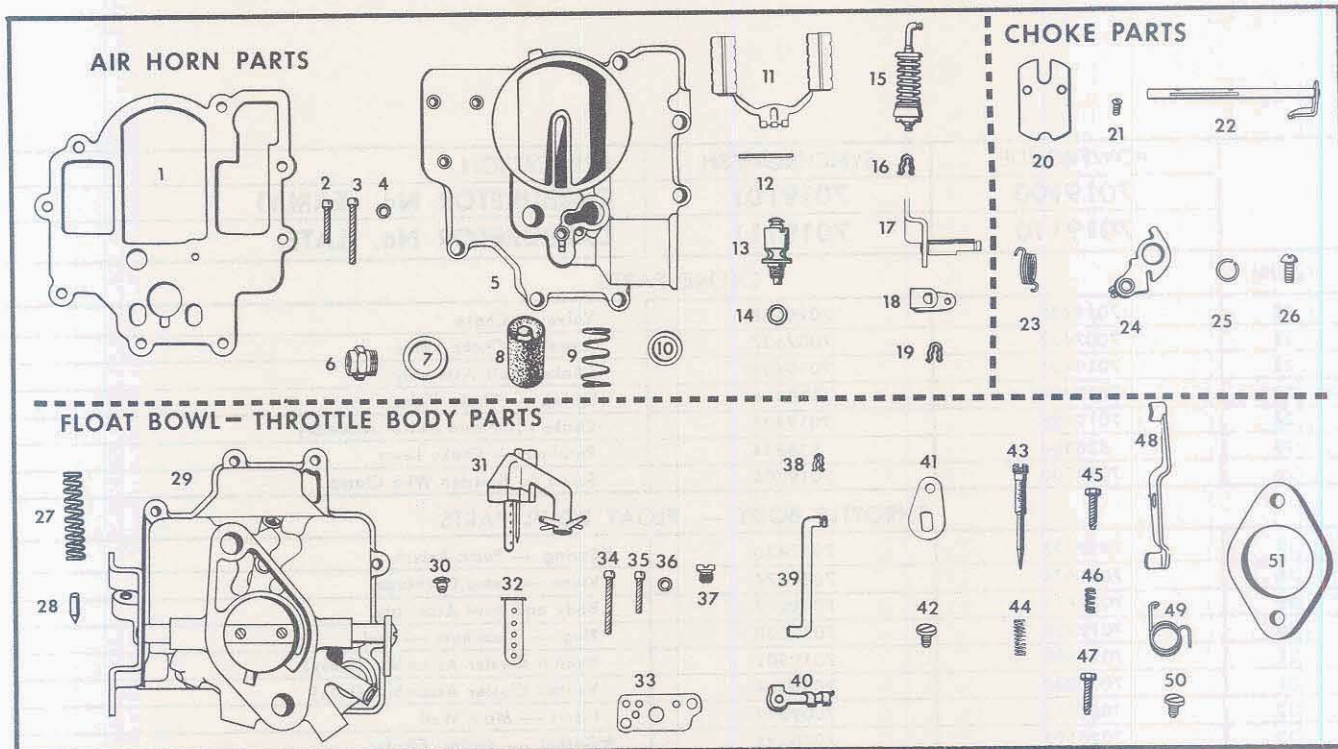
PAGE 1 OF 4

DATE: MAY, 1961

REPLACES:

9C-338, OCT, 1960

DUAL - SINGLE BARREL CARBURETOR INSTALLATION



PARTS SHOWN ARE FOR IDENTIFICATION ONLY. CONSULT PARTS LIST FOR CORRECT PART NAME AND NUMBER

POWERGLIDE	SYNCHROMESH	APPLICATION
7019100	7019101	CARBURETOR No. (EARLY)
7019110	▲ 7019111	CARBURETOR No. (LATE)
7016111	▲ 7016113	SERVICE PACKAGE No.
7016136	7016136	OVERHAUL KIT
SR-305	SR-305	OK KIT
7016149	7016149	GASKET KIT

▲ IN CANADA, THE 7019111 CARBURETOR WILL BE USED IN PRODUCTION FOR BOTH POWERGLIDE AND SYNCHROMESH APPLICATIONS. USE 7016113 FOR SERVICE REPLACEMENT PACKAGE.

Illus. No.	AIR HORN PARTS		DESCRIPTION
1	7017447	7017447	★Gasket — Air Horn
2	7000249	7000249	Screw — Air Horn — Short
3	7014699	7014699	Screw — Air Horn — Long
4	120217	120217	Lockwasher — Long Screw
5	7019816	7019816	Air Horn Assembly
6	7015233	7015233	Nut — Fuel Inlet Filter
7	7010010	7010010	★Gasket — Fuel Inlet Nut
8	7013404	7013404	Filter — Fuel Inlet
9	7010007	7010007	Spring — Fuel Inlet Filter
10	7013584	7013584	★Gasket — Fuel Inlet Filter
11	7015241	7015241	Float Assembly
12	7001595	7001595	Pin — Float Hinge
13	7015789	7015789	★Needle and Seat Assembly
14	7001613	7001613	★Gasket — Needle Seat
15	7019457	7019457	★Pump Assembly
16	1875293	1875293	★Clip — Pump Plunger
17	7020188 *	7020188	Pump Shaft and Lever Assembly
18	7015249	7015249	Lever — Pump Inside
19	1875293	1875293	★Pin Spring — Pump Lever

★ OVERHAUL KIT CONTENTS

* SEE NOTE ON PAGE 2

PRINTED IN CANADA

	POWERGLIDE	SYNCHROMESH	APPLICATION
	7019100	7019101	CARBURETOR No. (EARLY)
	7019110	7019111	CARBURETOR No. (LATE)
Illus. No.	CHOKE PARTS		
20	7019438	7019438	Valve — Choke
21	7007627	7007627	Screw — Choke Valve
22	7019431	7019431	Choke Shaft Assembly
23	7019434	7019434	Spring — Choke Valve
24	7019435	7019435	Choke Lever and Swivel Assembly
25	838884	838884	Retainer — Choke Lever
26	7019706	7019706	Screw — Bowden Wire Clamp
THROTTLE BODY — FLOAT BOWL PARTS			
27	7017436	7017436	★Spring — Pump Return
28	7001674	7001674	★Valve — Pump Discharge
29	7019817	7019817	Body and Bowl Assembly
30	7012330	7012330	Plug — Aluminum — Fuel
31	7019500	7019501	Venturi Cluster Assembly (Early)
31	7020342	7020344	Venturi Cluster Assembly (Late)
32	7009212	7009212	Insert — Main Well
33	7020195	7020195	★Gasket — Venturi Cluster
34	7000293	7000293	Screw — Venturi Cluster — Long
35	7010433	7010433	Screw — Vent Cluster — Short
36	121841	121841	Lockwasher — Cluster Screws
37	7002649	7002650	Jet — Main Metering
38	7003137	7003137	★Retainer — Pump Rod
39	7020187 *	7020187	Pump Rod
40	1875293	1875293	★Retainer — Pump Rod
41	7015280 *	7015280	Lever — Pump Actuating
42	7010435	7010435	Screw — Pump Lever
43	7016864	7016864	★Idle Needle
44	7011479	7011479	Spring — Idle Needle
45	7006213	7006213	Screw — Slow Idle Adjustment
46	7001690	7001690	Spring — Slow Idle and Fast Idle Screws
47	7001619	7001619	Screw — Fast Idle
48	7019449	7019449	Lever — Throttle Kick
49	7019451	7019451	Spring — Throttle Kick Lever
50	7003561	7003561	Screw — Kick Lever Attaching
51	6255835	6255835	Heat Insulator
—	6256537	6256537	†Flange Gasket

★ OVERHAUL KIT CONTENTS

† TO BE USED WITH ALUMINUM SPACER (2 PER CARBURETOR)

* IF REPLACEMENT OF THIS PART IS REQUIRED ON CARBURETORS HAVING TWO HOLES IN THE PUMP LEVER, REPLACE WITH 7020226 PUMP MODIFICATION KIT.

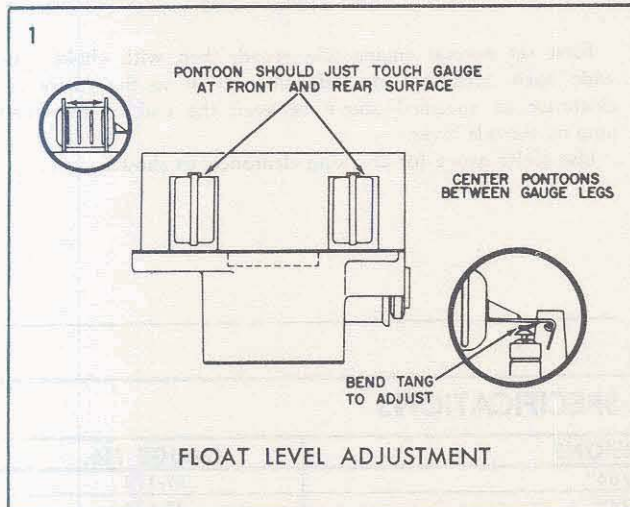
Rochester Carburetors

MODEL H

1961 CHEVROLET CORVAIR

140 CU. IN. ENGINE

ADJUSTMENTS AND SPECIFICATIONS



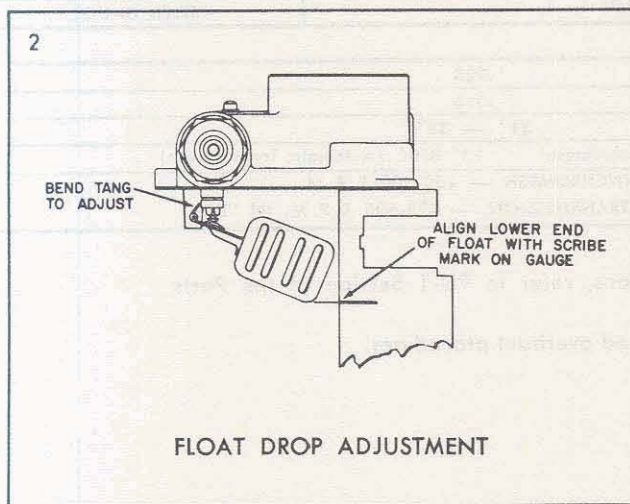
FLOAT LEVEL ADJUSTMENT

SETTING 1-13/64", GAUGE BT-174

With air horn inverted and cover gasket in place, install float level gauge shown with center section of gauge centered in air horn bore.

Bend tang at rear of floats located just above float needle as shown, until each pontoon just touches top portion of gauge. NOTE: Move gauge back and forth in center section of air horn so that front and rear upper surfaces of the float just touch the gauge. Floats must be parallel with air horn.

Carefully bend float arms horizontally so that each float pontoon is centered between the gauge legs. Tilt assembly 90 degrees each day way and check that floats do not touch or rub the gauge leg. This insures that the floats will not rub the inner sides of the float bowl. If alignment is necessary, re-check float level adjustment afterwards.

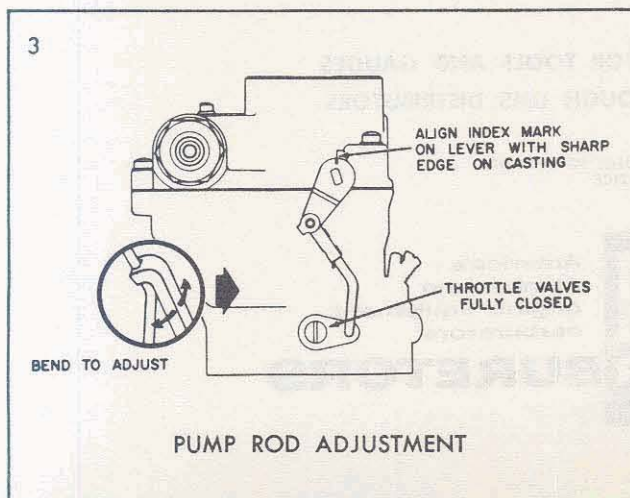


FLOAT DROP ADJUSTMENT

SETTING 1-3/4" GAUGE BT-174 OR SCALE

To insure sufficient entry of fuel under high speed operation, it is necessary to check and adjust the float drop if necessary.

With the air horn assembly held upright and floats suspended freely, carefully bend the float tang at the rear of the float arm so that the bottom of the float pontoon at toe aligns with the scribe mark on gauge. A scale may also be used for checking this setting.

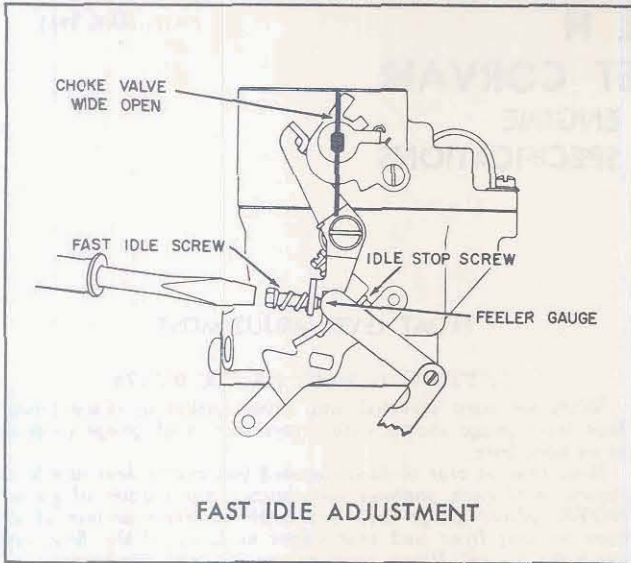


PUMP ROD ADJUSTMENT *

SETTING — INDEX LINE

Back out idle stop screw until the throttle valves are completely closed in bore. Bend pump rod as shown until the index line on upper pump lever just aligns with sharp edge on air horn casting.

*Note: On Powerglide applications using a two hole lower pump lever, setting should be made with pump rod placed in outer hole. After setting is made, pump rod should be moved to inner hole on lever for proper operation.



FAST IDLE ADJUSTMENT

SETTING — .045"

First set normal engine idle speed; then with choke valve wide open, turn fast idle adjusting screw so that there is a clearance as specified above between the end of screw and tang on throttle lever.

Use feeler gauge for checking clearance, as shown.

QUICK REFERENCE SPECIFICATIONS

ADJUSTMENTS	DIMENSIONS	GAUGE No.
FLOAT LEVEL	1-13/64"	BT-174
FLOAT DROP	1-3/4"	BT-174
PUMP ROD	INDEX LINE	NONE
FAST IDLE	.045"	FEELER GAUGE
TUNE-UP		
SPARK PLUG GAP	.035	
BREAKER POINT GAP	.016	
CAM DWELL	31° — 36°	
IGNITION TIMING	4° BTDC (Synchromesh) 13° BTDC (Automatic Transmission)	
IDLE R. P. M.	SYNCHROMESH — 450-500 R. P. M. AUTOMATIC TRANSMISSION — 475-500 R. P. M. IN "DR"	

NOTE: For complete carburetor specifications, refer to 9D-1 Section of the Parts and Service Manual.

Refer to Bulletin 9D-11 for basic operation and overhaul procedures.

**COMPLETE MANUALS, CARBURETOR TOOLS AND GAUGES
AS LISTED ARE AVAILABLE THROUGH UMS DISTRIBUTORS**

SPECIFICATIONS ARE SUBJECT TO CHANGE
WITHOUT NOTICE

ROCHESTER CARBURETORS



GENERAL MOTORS

America's number one original equipment carburetors



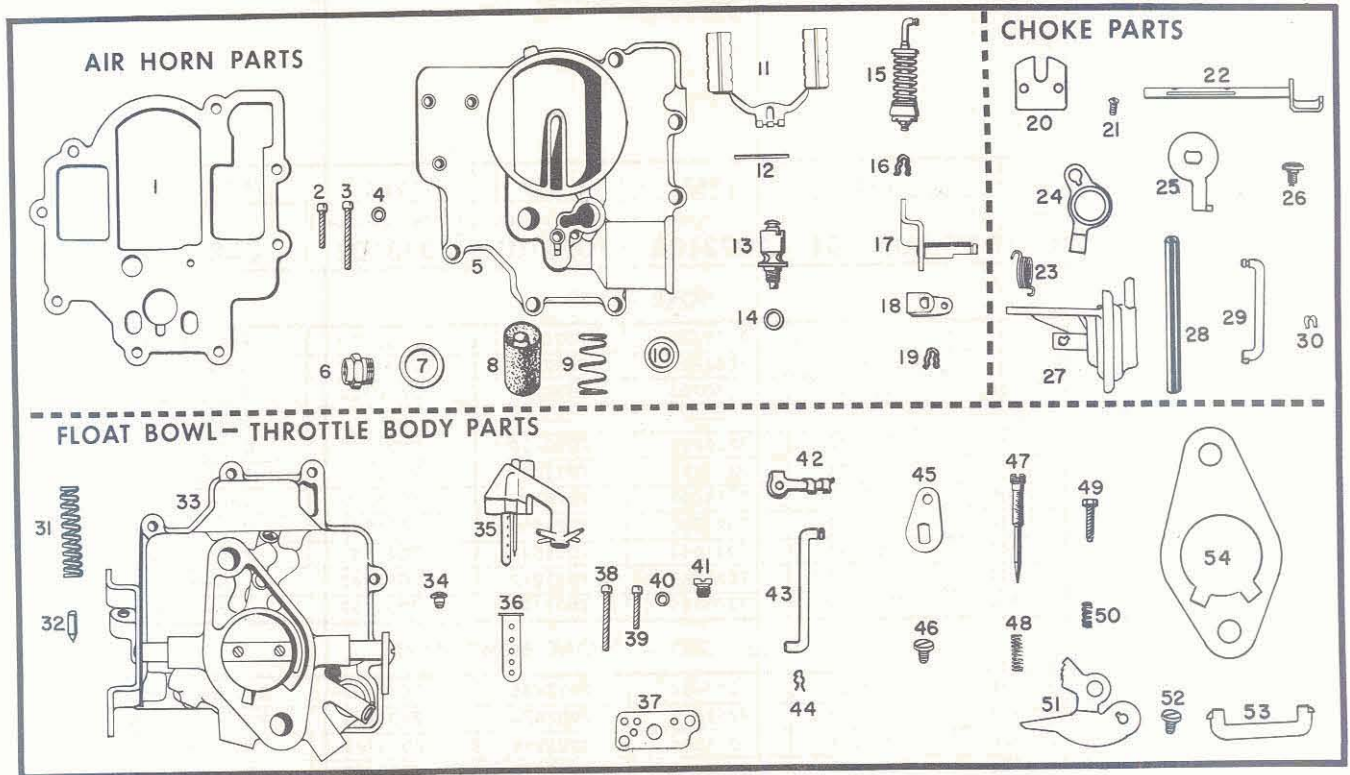
Delco Rochester

MODEL "H" CARBURETORS

1962-63 CHEVROLET CORVAIR

BULLETIN 9C-339
 PAGE 1 OF 4
 DATE, OCTOBER, 1962
 REPLACES:
 9C-339, OCT., 1961

DUAL - SINGLE BARREL CARBURETOR INSTALLATION



PARTS SHOWN ARE FOR IDENTIFICATION ONLY. CONSULT PARTS LIST FOR CORRECT PART NAME AND NUMBER

1962	1962	1962	1963	1963	1963	YEAR
Powerglide	Synchromesh	Hi Performance	Powerglide	Synchromesh	Hi Performance	APPLICATION
7020100	7020101	7020101	7023100	7023101	7023102	CARBURETOR No.
21-321	21-322	21-334	21-321A	21-322A	21-334	SERVICE PACKAGE No.
7016136	7016136	7016136	7016136	7016136	7016136	OVERHAUL KIT
SR-305	SR-305	SR-305	SR-305	SR-305	SR-305	OK KIT (STEEL)
VSR-305	VSR-305	VSR-305	VSR-305	VSR-305	VSR-305	OK KIT (NEO-TIP)
7016149	7016149	7016149	7016149	7016149	7016149	GASKET SET

Illus. No.	AIR HORN PARTS						
1	7021415	7021415	7021415	7021415	7021415	7021415	★Gasket — Air Horn
2	7000249	7000249	7000249	7000249	7000249	7000249	Screw — Air Horn — Short
3	7004079	7004079	7004079	7004079	7004079	7004079	Screw — Air Horn — Long
4	120217	120217	120217	120217	120217	120217	Lockwasher — Long Screw
5	7021537	7021537	7021537	7021537	7021537	7021537	Air Horn Assembly
6	7015233	7015233	7015233	7015233	7015233	7015233	Nut — Fuel Inlet Nut
7	7010010	7010010	7010010	7010010	7010010	7010010	★Gasket — Fuel Inlet Nut
8	7013404	7013404	7013404	7013404	7013404	7013404	Filter — Fuel Inlet
9	7010007	7010007	7010007	7010007	7010007	7010007	Spring — Fuel Inlet Filter
10	7013584	7013584	7013584	7013584	7013584	7013584	★Gasket — Fuel Inlet Filter
11	7015241	7015241	7015241	7015241	7015241	7015241	Float Assembly
12	7001595	7001595	7001595	7001595	7001595	7001595	Pin — Float Hinge
13	7015789	7015789	7015789	7015789	7015789	7015789	★Needle and Seat Assembly
14	7019535	7019535	7019535	7019535	7019535	7019535	★Gasket — Needle Seat
15	7024746	7024746	7024746	7024746	7024746	7024746	★Pump Assembly
16	1875293	1875293	1875293	1875293	1875293	1875293	★Clip — Pump Plunger
17	7020188	7020188	7020188	7020188	7020188	7020188	Pump Shaft and Lever Assembly
18	7015249	7015249	7015249	7015249	7015249	7015249	Lever — Pump Inside
19	1875293	1875293	1875293	1875293	1875293	1875293	★Pin Spring — Pump Lever

Illus. No.	1962	1962	1962	1963	1963	1963	YEAR
	Powerglide 7020100	Synchromesh 7020101	Hi Performance 7020101	Powerglide 7023100	Synchromesh 7023101	Hi Performance 7023102	
CHOKE PARTS							
20	7020739	7020739	7020739	7020739	7020739	7020739	Valve — Choke
21	7007627	7007627	7007627	7007627	7007627	7007627	Screw — Choke Valve
22	7020736	7020736	7020736	7020736	7020736	7020736	Choke Shaft Assembly
23	—	—	—	—	—	—	Spring — Choke Valve
24	7020738	7020738	7020738	7020738	7020738	7020738	Choke Lever
25	7022594	7022594	7022594	7022594	7022594	7022594	Trip Lever
26	7019709	7019709	7019709	7019709	7019709	7019709	Screw — Trip Lever
27	7021050	7021050	7021050	7021050	7021050	7021050	Vacuum Break Control Assembly
28	7021041	7021041	7021041	7021041	7021041	7021041	Hose — Vacuum Control
29	7021042	7021042	7021042	7021042	7021042	7021042	Vacuum Control Rod
30	7005109	7005109	7005109	7005109	7005109	7005109	Clip — Control Rod

THROTTLE BODY — FLOAT BOWL PARTS

31	7017436	7017436	7017436	7017436	7017436	7017436	★Spring — Pump Return
32	7001674	7001674	7001674	7001674	7001674	7001674	★Valve — Pump Discharge
33	7021538	7021538	7021538	7025398	7025398	7025398	Body and Bowl Assembly
34	7012330	7012330	7012330	7012330	7012330	7012330	Plug — Aluminum — Fuel
35	7021654	7021656	7021654	7025858	7025677	7021654	Venturi Cluster Assembly
36	7009212	7009212	7009212	7009212	7009212	7009212	Insert — Main Well
37	7020195	7020195	7020195	7020195	7020195	7020195	★Gasket — Venturi Cluster
38	7000293	7000293	7000293	7000293	7000293	7000293	Screw — Venturi Cluster — Long
39	7010433	7010433	7010433	7010433	7010433	7010433	Screw — Vent Cluster — Short
40	121841	121841	121841	121841	121841	121841	Lockwasher — Cluster Screws
41	7002649	7002650	7002649	7002648	7002650	7002649	Jet — Main Metering
42	7003137	7003137	7003137	7003137	7003137	7003137	★Retainer — Pump Rod
43	7020187	7020187	7020187	7020187	7020187	7020187	Pump Rod
44	1875293	1875293	1875293	1875293	1875293	1875293	★Retainer — Pump Rod
45	7015280	7015280	7015280	7015280	7015280	7015280	Lever — Pump Actuating
46	7010435	7010435	7010435	7010435	7010435	7010435	Screw — Pump Lever
47	7016864	7016864	7016864	7016864	7016864	7016864	★Idle Needle
48	7011479	7011479	7011479	7011479	7011479	7011479	Spring — Idle Needle
49	7006213	7006213	7006213	7006213	7006213	7006213	Screw — Slow Idle Adjustment
50	7001690	7001690	7001690	7001690	7001690	7001690	Spring — Slow Idle Screw
51	7020746	7020746	7020746	7024430	7024430	7024430	Cam — Fast Idle
52	7003561	7003561	7003561	7003561	7003561	7003561	Screw — Cam Attaching
53	7020747	7020747	7020747	7020747	7020747	7020747	Rod — Choke
54	3787453	3787453	3787453	3787453	3787453	3787453	Heat Insulator

**IDLE SPEED-UP CONTROL PARTS
(Air Conditioned Cars)**

7020095	Idle Speed-up Control Assembly
7020810	Diaphragm and Bracket Assembly
7021852	Solenoid Kit
7006308	Contact Screw

★ OVERHAUL KIT CONTENTS



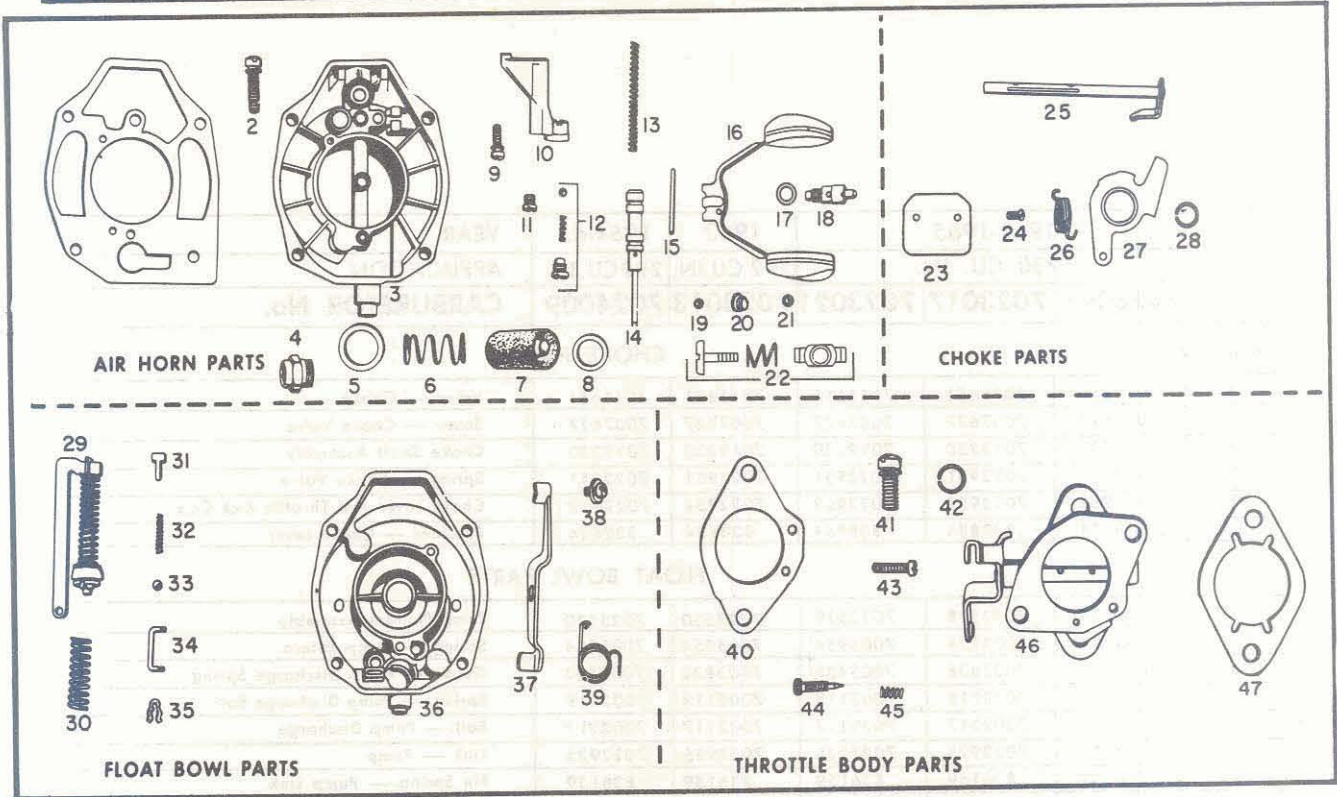
Delco Rochester

MODEL B MANUAL CHOKE CARBURETORS

1963-65 CHEVROLET TRUCK "6"

BULLETIN 9C-340
 DATE: NOVEMBER, 1964
 PAGE 1
 REPLACES: 9C-340,
 DATED OCT., 1963

FOR SPECIFICATIONS SEE BULLETIN 9 CH-11 FOR ADJUSTMENTS SEE BULLETIN 9 CH-12



PARTS SHOWN ARE FOR IDENTIFICATION ONLY. CONSULT PARTS LIST FOR CORRECT PART NAME AND NUMBER

1963-1965			1963	1964-65	YEAR
230 CU. IN.			292 CU. IN.	292 CU. IN.	APPLICATION
7023011	7023017	7023021	7023013	7024009	CARBURETOR No.
21-330	21-332	21-331	21-333	21-339	REPLACEMENT PACKAGE No.
7016350	7016350	7016350	7016456	7016456	OVERHAUL KIT
VSR-309A	VSR-309A	VSR-309A	VSR-311	VSR-311	OK KIT
40-281	40-281	40-281	40-281	40-281	GASKET SET

AIR HORN PARTS

Illus. No.	1963-1965	1963	1964-65	YEAR	DESCRIPTION	
1	7026514	7026514	7026514	7026514	Gasket — Air Horn	
2	7003823	7003823	7003823	7003823	Screw — Air Horn Attaching	
3	7025692	7025568	7025569	7025464	7027883	Air Horn Assembly
4	7013525	7013525	7013525	7013525	7013525	Filter Nut
5	7010010	7010010	7010010	7010010	7010010	Gasket — Filter Nut
6	7010007	7010007	7010007	7010007	7010007	Spring — Fuel Filter
7	7013404	7013404	7013404	7013404	7013404	Filter — Fuel Inlet
8	7013584	7013584	7013584	7013584	7013584	Gasket — Fuel Filter
9	7000745	7000745	7000745	7000745	7000745	Screw — Well Support Attaching
10	7025673	7025526	7025527	7025529	7027709	Main Well Support Assembly
11	7002657	7002657	7002642	7008673	7008672	Main Metering Jet
12	7026961	7025554	7025554	7025554	7025554	Power Valve Assembly
13	7002896	7002896	7002366	7002896	7002896	Spring — Power Piston
14	7025580	7027765	7025580	7010002	7010002	Power Piston Assembly
15	7002081	7002081	7002081	7002081	7002081	Pin — Float Hinge
16	7002672	7002672	7002672	7002672	7002672	Float Assembly
17	7025735	7025735	7025735	7025735	7025735	Gasket — Needle Seat
18	30-1	30-1	30-1	30-1	30-1	Needle and Seat Assembly
19	7001637	7001637	7001637	7001637	7001637	Plug — Lead Ball — Idle Channel — Outer
20	7002055	7002055	7002055	7002055	7002055	Plug — Idle Channel — Inner
21	7002814	7002814	7002814	7002814	7002814	Plug — Lead Ball
22	7025599	7025599	7025599	7025599	7025599	Idle Vent Valve Kit

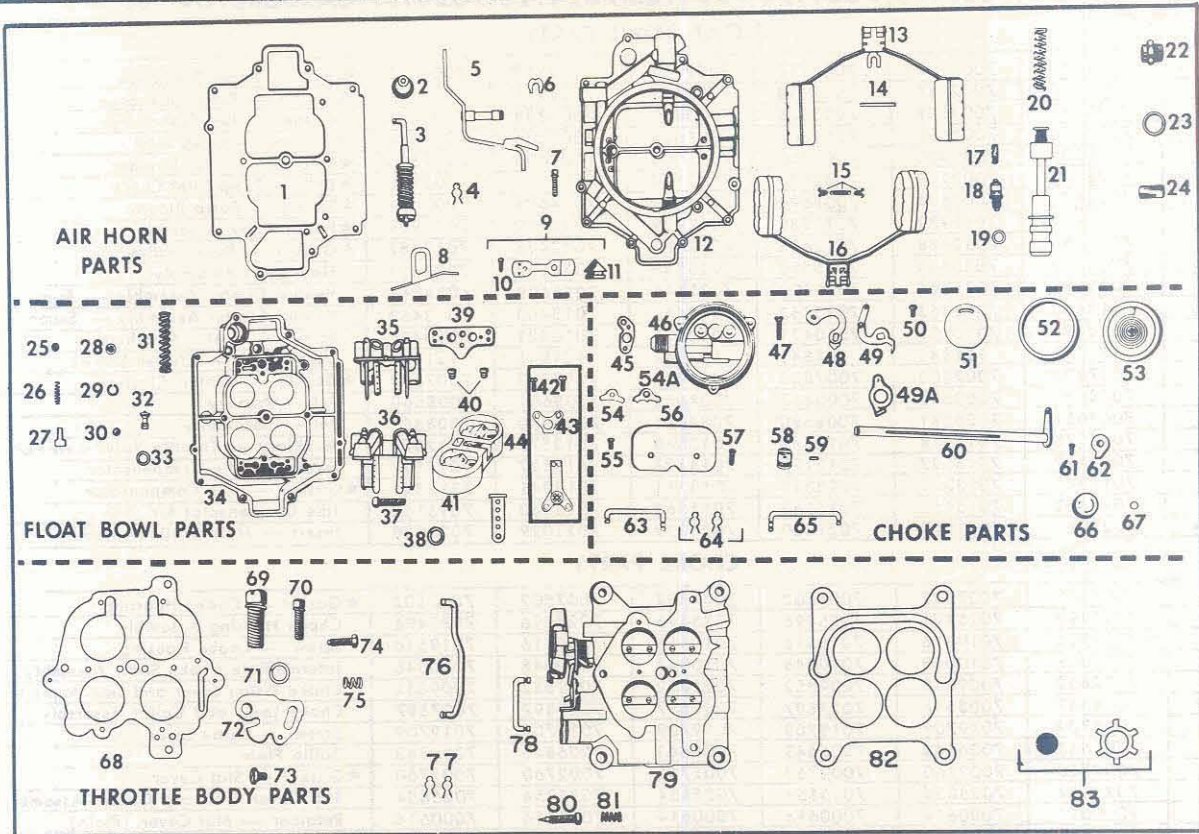
Delco Rochester

MODEL 4GC CARBURETORS

1963-64 CHEVROLET V-8 PASSENGER

409 CU. IN. ENGINE

FOR SPECIFICATIONS SEE BULLETIN 9 CH-1 FOR ADJUSTMENTS SEE BULLETIN 9 CH-4



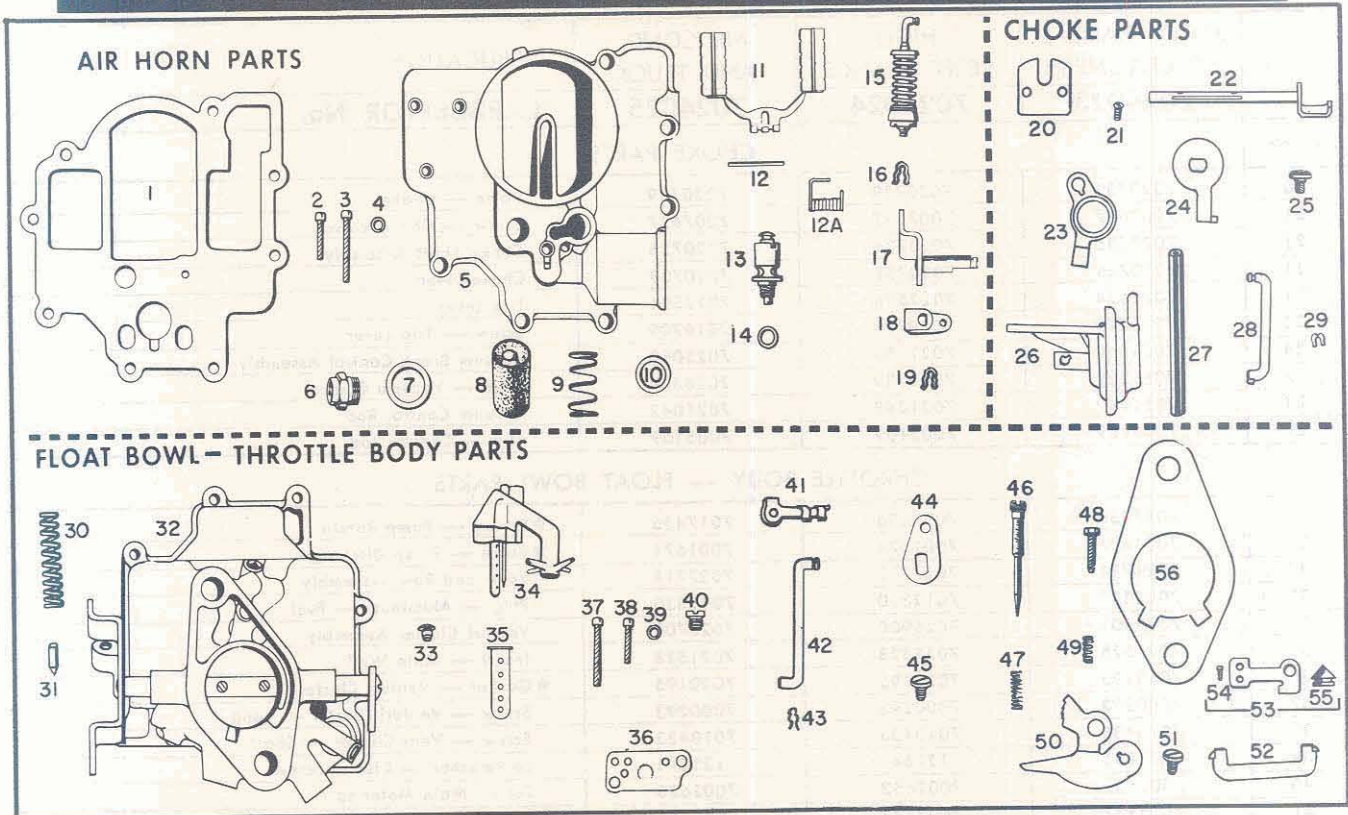
PARTS SHOWN ARE FOR IDENTIFICATION ONLY. CONSULT PARTS LIST FOR CORRECT PART NAME AND NUMBER

Illus No.	1963		1964 EARLY		1964 LATE		YEAR
	AUTO. TRANS.	SYNCHRO	AUTO. TRANS.	SYNCHRO	AUTO. TRANS.	SYNCHRO	APPLICATION
	7020024	7020023	7024124	7024123	7024128	7024127	CARBURETOR No.
	24-311	24-310	24-311A	24-310A	24-311A	24-310A	REPLACEMENT PACKAGE No.
	7025850	7025850	7016435	7016455	7016435	7016455	OVERHAUL KIT
	VFR-311	VFR-311	VFR-311	VFR-311	VFR-311	VFR-311	OK KIT
	40-289	40-289	40-289	40-289	40-289	40-289	GASKET SET
	AIR HORN PARTS						
1	7024653	7024653	7024653	7024653	7024653	7024653	★Gasket — Air Horn
2	7006372	7006372	7006372	7006372	7006372	7006372	★Boot — Pump Plunger
3	7026797	7026797	7026797	7027820	7026797	7027820	★Pump Assembly
4	1875293	1875293	1875293	1875293	1875293	1875293	★Clip — Pump Plunger
5	7011789	7011789	7011789	7011789	7011789	7011789	Pump Shaft and Lever Assembly
6	7007616	7007616	7007616	7007616	7007616	7007616	★Clip — Pump Shaft
7	7000249	7000249	7000249	7000249	7000249	7000249	Screw — Air Horn
8	7012520	7012520	7012520	7012520	7012520	7012520	Shield — Idle Vent Valve
9	7012188	7012188	7012188	7012188	7012188	7012188	Idle Vent Valve Kit
10	7012548	7012548	7012548	7012548	7012548	7012548	Screw — Idle Vent Valve
11	7007129	7007129	7007129	7007129	7007129	7007129	Idle Vent Valve
12	7025852	7025852	7025852	7025852	7025852	7025852	Air Horn Assembly
13	7011945	7011945	7011945	7011945	7011945	7011945	Primary Float Assembly
14	7001595	7001595	7001595	7001595	7001595	7001595	Pin — Float Hinae
15	7001850	7001850	7001850	7001850	7001850	7001850	★Float Balance Spring Assembly
16	7016674	7016674	7016674	7016674	7016674	7016674	Secondary Float Assembly
17	7006079	7006079	7006079	7006079	7006079	7006079	Strainer — Needle Seat
18	30-11	30-11	30-11	30-11	30-11	30-11	★Needle and Seat Assembly — Primary
18	30-7	30-7	30-7	30-7	30-7	30-7	★Needle and Seat Assembly — Secondary
19	7019535	7019535	7019535	7019535	7019535	7019535	★Gasket — Needle Seat
20	7015181	7015181	7015181	7015181	7028793	7028793	Spring — Power Piston
21	7011947	7011947	7011947	7011947	7011947	7011947	Power Piston Assembly
22	7002862	7002862	7002862	7002862	7002862	7002862	Strainer Nut
23	7001597	7001597	7001597	7001597	7001597	7001597	★Gasket — Strainer Nut
24	7003083	7003083	7003083	7003083	7003083	7003083	★Strainer — Fuel Inlet

Illus. No.	1963		1964 EARLY		1964 LATE		YEAR
	AUTO. TRANS.	SYNCHRO	AUTO. TRANS.	SYNCHRO	AUTO. TRANS.	SYNCHRO	APPLICATION
	7020024	7020023	7024124	7024123	7024128	7024127	CARBURETOR No.
FLOAT BOWL PARTS							
25	7002117	7002117	7002117	7002117	7002117	7002117	★Ball — Pump Discharge
26	7002118	7002118	7002118	7002118	7002118	7002118	★Spring — Pump Discharge
27	7003838	7003838	7003838	7003838	7003838	7003838	★Guide — Pump Discharge
28	7001604	7001604	7001604	7001604	7001604	7001604	★Strainer — Pump Inlet
29	7001605	7001605	7001605	7001605	7001605	7001605	★Retainer — Inlet Strainer
30	7002120	7002120	7002120	7002120	7002120	7002120	★Ball — Pump Inlet Check
31	7008694	7008694	7008694	7008694	7008694	7008694	★Spring — Pump Return
32	7011989	7011989	7011989	7011989	7011989	7011989	★Power Valve Assembly
33	7012488	7012488	7012488	7012488	7012488	7012488	★Gasket — Power Valve
34	7025853	7025853	7025853	7025853	7028522	7028522	Float Bowl Assembly
35	7025490	7025844	7025490	7025844	7028698	7025844	Venturi Cluster Assembly — Primary
36	7013463	7013463	7013463	7013463	7013463	7013463	Venturi Cluster Assembly — Secondary
37	7010421	7010421	7010421	7010421	7010421	7010421	Screw — Cluster Attaching
38	121841	121841	121841	121841	121841	121841	Lockwasher — Cluster Screws
39	7007803	7007803	7007803	7007803	7007803	7007803	★Gasket — Venturi Clusters
40	7008663	7008662	7008663	7008662	7008661	7008660	Jet — Primary
40	7008681	7008681	7008680	7008681	7008680	7008681	Jet — Secondary
41	7012578	7012578	7012578	7012578	7012578	7012578	Auxiliary — Throttle Valve Assembly
42	7015127	7015127	7015127	7015127	7015127	7015127	Screw — Idle Compensator
43	7013341	7013341	7013341	7013341	7013341	7013341	★Gasket — Idle Compensator
44	7015163	7015163	7015163	7015163	7015163	7015163	Idle Compensator Kit
44A	7021029	7021029	7021029	7021029	7021029	7021029	Insert — Main Well — Primary
CHOKE PARTS							
45	7007502	7007502	7007502	7007502	7007502	7007502	★Gasket — Choke Housing
46	7025496	7025496	7025496	7025496	7025496	7025496	Choke Housing Assembly
47	7019516	7019516	7019516	7019516	7019516	7019516	Screw — Choke Housing
48	7010048	7010048	7010048	7010048	7010048	7010048	Intermediate Choke Shaft Assembly
49	7009852	7009852	7009852	7009852	7009852	7009852	Choke Piston Lever and Link Assembly
49A	7008547	7008547	7027897	7027897	7027897	7027897	Choke Lever and Collar Assembly
50	7019709	7019709	7019709	7019709	7019709	7019709	Screw — Piston Lever
51	7006643	7006643	7006643	7006643	7006643	7006643	Baffle Plate
52	7002760	7002760	7002760	7002760	7002760	7002760	★Gasket — Stat Cover
53	7025854	7025854	7025854	7025854	7025854	7025854	Stat Cover, Coil and Gasket Assembly
54	7000614	7000614	7000614	7000614	7000614	7000614	Retainer — Stat Cover (Plain)
54A	7006846	7006846	7006846	7006846	7006846	7006846	Retainer — Stat Cover (Toothed)
55	7010424	7010424	7010424	7010424	7010424	7010424	Screw — Stat Cover
56	7000191	7000191	7000191	7000191	7000191	7000191	Choke Valve
57	7007627	7007627	7007627	7007627	7007627	7007627	Screw — Choke Valve
58	7012294	7021493	7012294	7021493	7012294	7021493	Choke Piston
59	7010746	7010746	7010746	7010746	7010746	7010746	Pin — Choke Piston
60	7010362	7010362	7010362	7010362	7010362	7010362	Choke Shaft Assembly
61	7019709	7019709	7019709	7019709	7019709	7019709	Screw — Trip Lever
62	7000196	7000196	7000196	7000196	7000196	7000196	Trip Lever
63	7025757	7025757	7025757	7025757	7025757	7025757	Rod — Intermediate Choke
64	836159	836159	836159	836159	836159	836159	★Clip — Intermediate Choke Rod
64	1875293	1875293	1875293	1875293	1875293	1875293	★Clip — Choke Rod
65	7010222	7010222	7010222	7010222	7010222	7010222	Rod — Choke
66	7003135	7003135	7003135	7003135	7003135	7003135	Plug — Expansion — Large
67	7002814	7002814	7002814	7002814	7002814	7002814	Plug — Lead Ball
THROTTLE BODY PARTS							
68	7025724	7025724	7025724	7025724	7025724	7025724	★Gasket — Throttle Body
69	7004324	7004324	7004324	7004324	7004324	7004324	Screw — Throttle Body — Large
70	7015105	7015105	7015105	7015105	7015105	7015105	Screw — Throttle Body — Small
71	121744	121744	121744	121744	121744	121744	Lockwasher — Small Screws
72	7025495	7025495	7025495	7025495	7025495	7025495	Cam — Fast Idle
73	7003561	7003561	7003561	7003561	7003561	7003561	Screw — Cam Attaching
74	7013348	7013348	7013348	7013348	7013348	7013348	Fast Idle Screw
75	7003176	7003176	7003176	7003176	7003176	7003176	Spring — Fast Idle Screw
76	7024666	7024666	7024666	7024666	7024666	7024666	Rod — Pump
77	1875293	1875293	1875293	1875293	1875293	1875293	★Clip — Pump Rod and Secondary Lever Link
78	7000241	7000241	7000241	7000241	7000241	7000241	Link — Secondary Lever
79	7025855	7025855	7025855	7025855	7025855	7025855	Throttle Body Assembly
80	7013470	7013470	7013470	7013470	7013470	7013470	★Idle Needle
81	7011479	7011479	7011479	7011479	7011479	7011479	Spring — Idle Needle
82	3829012	3829012	3829012	3829012	3829012	3829012	★Gasket — Flange
83	7009451	7009451	7009451	7009451	7009451	7009451	★Screw Protecting Cap and Retainer

DUAL - SINGLE BARREL CARBURETOR INSTALLATION

FOR SPECIFICATIONS SEE BULLETIN 9 CH-1 FOR ADJUSTMENTS SEE BULLETIN 9 CH-5



PARTS SHOWN ARE FOR IDENTIFICATION ONLY. CONSULT PARTS LIST FOR CORRECT PART NAME AND NUMBER

AUTO. TRANS. & SYNCHROMESH	HIGH PERFORMANCE	AIR COND. AND TRUCK	APPLICATION
7024023	7024024	7024025	CARBURETOR No.
21-337	21-338	21-342	SERVICE PACKAGE No.
7016457	7016457	7016457	OVERHAUL KIT
VSR-312	VSR-312	VSR-312	OK KIT
40-301	40-301	40-301	GASKET SET

Illus. No.	AIR HORN PARTS			
1	7028504	7028504	7028504	★Gasket — Air Horn
2	7000249	7000249	7000249	Screw — Air Horn — Short
3	7004079	7004079	7004079	Screw — Air Horn — Long
4	120217	120217	120217	Lockwasher — Long Screw
5	7027710	7027710	7028900	Air Horn Assembly
6	7015233	7015233	7015233	Nut — Fuel Inlet Nut
7	7010010	7010010	7010010	★Gasket — Fuel Inlet Nut
8	7013404	7013404	7013404	Filter — Fuel Inlet
9	7010007	7010007	7010007	Spring — Fuel Inlet Filter
10	7013584	7013584	7013584	★Gasket — Fuel Inlet Filter
11	7028501	7028501	7028501	Float Assembly
12	7001595	7001595	7001595	Pin — Float Hinge
12A	7028503	7028503	7028503	Torsion Spring
13	30-3	30-3	30-3	★Needle and Seat Assembly
14	7019535	7019535	7019535	★Gasket — Needle Seat
15	7024746	7024746	7024746	★Pump Assembly
16	1875293	1875293	1875293	★Clip — Pump Plunger
17	7020188	7020188	7020188	Pump Shaft and Lever Assembly
18	7015249	7015249	7015249	Lever — Pump Inside
19	1875293	1875293	1875293	★Pin Spring — Pump Lever

	AUTO. TRANS. & SYNCHROMESH 7024023	HIGH PERFORMANCE 7024024	AIR COND. AND TRUCK 7024025	APPLICATION CARBURETOR No.
Illus. No.	CHOKE PARTS			
20	7020739	7020739	7020739	Valve — Choke
21	7007627	7007627	7007627	Screw — Choke Valve
22	7020736	7020736	7020736	Choke Shaft Assembly
23	7020738	7020738	7020738	Choke Lever
24	7022594	7022594	7022594	Trip Lever
25	7019709	7019709	7019709	Screw — Trip Lever
26	7021050	7021050	7021050	Vacuum Break Control Assembly
27	7026339	7026339	7026339	Hose — Vacuum Control
28	7021042	7021042	7021042	Vacuum Control Rod
29	7005109	7005109	7005109	Clip — Control Rod

THROTTLE BODY — FLOAT BOWL PARTS

30	7017436	7017436	7017436	★Spring — Pump Return
31	7001674	7001674	7001674	★Valve — Pump Discharge
32	7027711	7027711	7027711	Body and Bowl Assembly
33	7012330	7012330	7012330	Plug — Aluminum — Fuel
34	7026901	7026900	7028709	Venturi Cluster Assembly
35	7021528	7021528	7021528	Insert — Main Well
36	7020195	7020195	7020195	★Gasket — Venturi Cluster
37	7000293	7000293	7000293	Screw — Venturi Cluster — Long
38	7010433	7010433	7010433	Screw — Vent Cluster — Short
39	121841	121841	121841	Lockwasher — Cluster Screws
40	7002651	7002653	7002653	Jet — Main Metering
41	7003137	7003137	7003137	★Retainer — Pump Rod
42	7020187	7020187	7020187	Pump Rod
43	1875293	1875293	1875293	★Retainer — Pump Rod
44	7015280	7015280	7015280	Lever — Pump Actuating
45	7010435	7010435	7010435	Screw — Pump Lever
46	7016864	7016864	7016864	★Idle Needle
47	7011479	7011479	7011479	Spring — Idle Needle
48	7006213	7006213	7006213	Screw — Slow Idle Adjustment
49	7001690	7001690	7001690	Spring — Slow Idle Screw
50	7024430	7024430	7024430	Cam — Fast Idle
51	7003561	7003561	7003561	Screw — Cam Attaching
52	7020747	7020747	7020747	Rod — Choke
53	7027892	7027892	7027892	Idle Vent Valve Kit
54	7012548	7012548	7012548	Screw — Vent Arm
55	7007129	7007129	7007129	Valve — Idle Vent
—	—	—	7024097	Idle Speed-up Control Assembly
56	3787453	3787453	3787453	Heat Insulator

★ OVERHAUL KIT CONTENTS

Delco Rochester

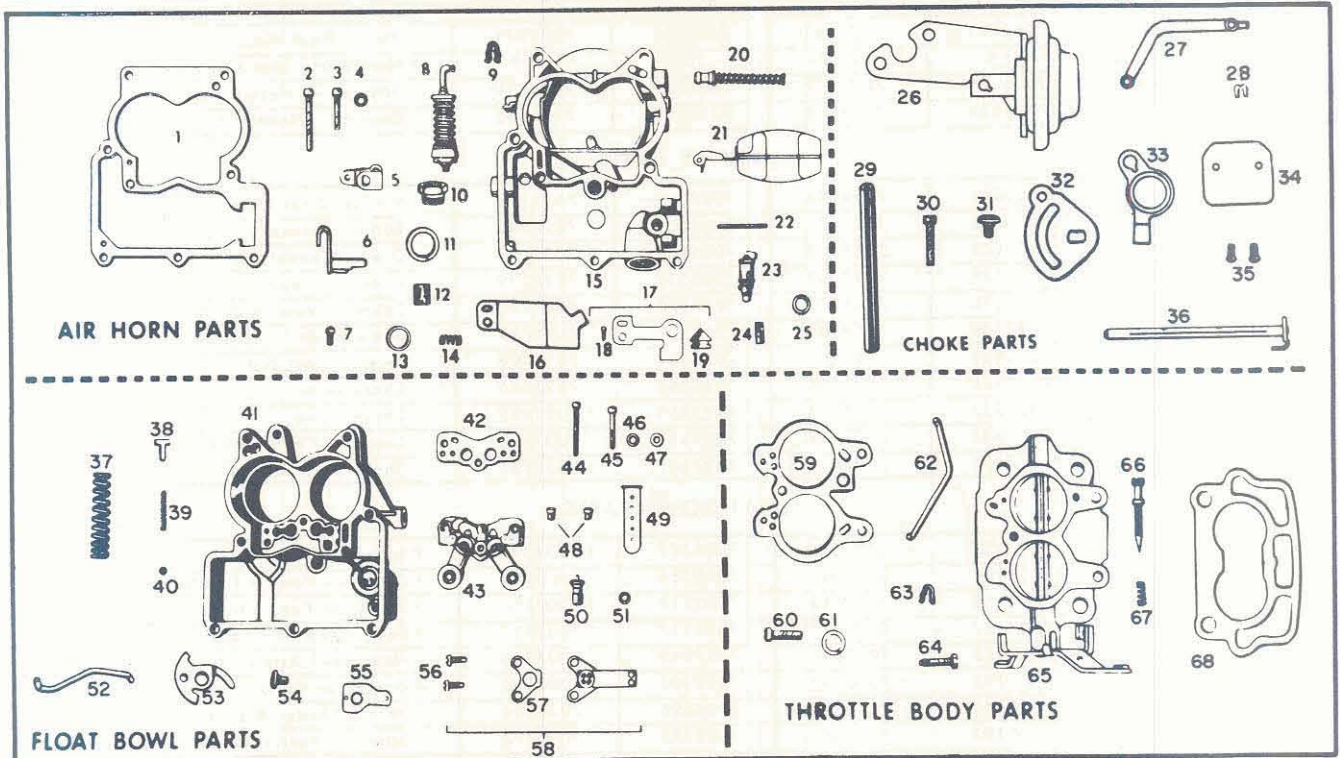
MODEL 2GV CARBURETORS

1964 CHEVY II, CHEVELLE V-8

283 CUBIC INCH ENGINE — PASSENGER

BULLETIN 9C-343
 DATE: FEBRUARY, 1964
 PAGE 1
 REPLACES:
 9C-343, OCTOBER, 1963

FOR SPECIFICATIONS SEE BULLETIN 9 CH-1 FOR ADJUSTMENTS SEE BULLETIN 9 CH-3



PARTS SHOWN ARE FOR IDENTIFICATION ONLY. CONSULT PARTS LIST FOR CORRECT PART NAME AND NUMBER

SYNCHRO.	AUTO. TRANS. STANDARD (1st Type)	AUTO. TRANS. AIR COND. (1st Type)	AUTO. TRANS. STANDARD (2nd Type)	AUTO. TRANS. AIR COND. (2nd Type)	APPLICATION
7024101	7024106	7024108	7024110	7024112	CARBURETOR No.
22-335	22-336	22-336	22-337	22-337	REPLACEMENT PACKAGE No.
7016441	7016437	7016437	7026433	7026433	OVERHAUL KIT
VTR-304	VTR-304	VTR-304	VTR-304	VTR-304	OK KIT
40-240	40-240	40-240	40-240	40-240	GASKET SET

Illus. No.	AIR HORN PARTS					APPLICATION
1	7008600	7008600	7008600	7008600	7008600	★Gasket — Air Horn
2	7010432	7010432	7010432	7010432	7010432	Screw — Air Horn (Long)
3	7006119	7006119	7006119	7006119	7006119	Screw — Air Horn (Short)
4	120217	120217	120217	120217	120217	Lockwasher — Air Horn Screws
5	7000266	7000266	7000266	7000266	7000266	Lever — Pump Inside
6	7006975	7006975	7006975	7006975	7006975	Pump Shaft and Lever Assembly
7	7010424	7010424	7010424	7010424	7010424	Screw — Pump Lever
8	7019162	7029700	7029700	7019164	7019164	★Pump Assembly
9	1875293	1875293	1875293	1875293	1875293	★Clip — Pump Plunger
10	7013525	7013525	7013525	7013525	7013525	Nut — Fuel Filter
11	7010010	7010010	7010010	7010010	7010010	★Gasket — Filter Nut
12	7013404	7013404	7013404	7013404	7013404	Filter — Fuel Inlet
13	7013584	7013584	7013584	7013584	7013584	★Gasket — Fuel Filter
14	7010007	7010007	7010007	7010007	7010007	Pring — Fuel Filter
15	7027742	7027742	7027742	7027742	7027742	Air Horn Assembly
16	7012835	7012835	7012835	7012835	7012835	Shield — Idle Vent Valve
17	7012252	7012252	7012252	7012252	7012252	Idle Vent Valve Kit
18	7012548	7012548	7012548	7012548	7012548	Screw — Vent Valve and Shield
19	7007129	7007129	7007129	7007129	7007129	Idle Vent Valve
20	7006323	7009718	7009718	7009718	7009718	Power Piston Assembly
21	7012974	7012974	7012974	7012974	7012974	Float Assembly

	SYNCHRO.	AUTO. TRANS. STANDARD (1st type)	AUTO. TRANS. AIR COND. (1st type)	AUTO. TRANS. STANDARD (2nd Type)	AUTO. TRANS. AIR COND. (2nd Type)	APPLICATION
	7024101	7024106	7024108	7024110	7024112	CARBURETOR No.

Illus. No.	AIR HORN PARTS (Continued)					
22	7002081	7002081	7002081	7002081	7002081	Pin — Float Hinge
23	30-9	30-9	30-9	30-9	30-9	★Needle and Seat Assembly
24	7006079	7006079	7006079	7006079	7006079	Strainer — Needle Seat
25	7019535	7019535	7019535	7019535	7019535	★Gasket — Needle Seat

CHOKE PARTS

26	7024094	7024094	7024094	7024094	7024094	Vacuum Break Control Assembly
27	7026685	7026685	7026685	7026685	7026685	Rod — Vacuum Control
28	7005109	7005109	7005109	7005109	7005109	★Clip — Control Rod
29	7026339	7026339	7026339	7026339	7026339	Hose — Vacuum
30	7011270	7011270	7011270	7011270	7011270	Screw — Vacuum Control Attaching
31	7019709	7019709	7019709	7019709	7019709	Screw — Stat Rod Lever
32	7026469	7026469	7026469	7026469	7026469	Lever — Stat Rod
33	7026566	7026566	7026566	7026566	7026566	Choke Lever
34	7025955	7025955	7025955	7025955	7025955	Choke Valve
35	7007627	7007627	7007627	7007627	7007627	Screw — Choke Valve
36	7027891	7027891	7027891	7027891	7027891	Choke Shaft Assembly

FLOAT BOWL PARTS

37	7004597	7029700	7029700	7004597	7004597	★Spring — Pump Return
38	7000286	7000286	7000286	7000286	7000286	★Guide — Pump Discharge
39	7002118	7002118	7002118	7002118	7002118	★Spring — Pump Discharge
40	7002117	7002117	7002117	7002117	7002117	★Ball — Pump Discharge
41	7025371	7027843	7027844	7027843	7027844	Float Bowl Assembly
42	7000292	7000292	7000292	7000292	7000292	★Gasket — Venturi Cluster
43	7026896	7026896	7026896	7026896	7026896	Venturi Cluster Assembly
44	7000293	7000293	7000293	7000293	7000293	Screw — Venturi Cluster — Outer
45	7000294	7000294	7000294	7000294	7000294	Screw — Cluster — Center
46	121841	121841	121841	121841	121841	Lockwasher — Outer Screws
47	7000295	7000295	7000295	7000295	7000295	★Gasket — Center Screw
48	7002656	7002655	7002655	7002655	7002655	Jet — Standard
49	7021528	7021528	7021528	7021528	7021528	Insert — Main Well
50	7006331	7006331	7006331	7006331	7006331	★Power Valve Assembly
51	7001613	7001613	7001613	7001613	7001613	★Gasket — Power Valve
52	7026559	7026559	7026559	7026559	7026559	Choke Rod
53	7028608	7928608	7028608	7028608	7028608	Cam — Fast Idle
54	7003561	7003561	7003561	7003561	7003561	Screw — Cam Attaching
55	—	—	7013937	—	7013937	Cover Assembly — Idle Compensator
56	—	—	7015127	—	7015127	Screw — Idle Compensator
57	—	—	7013341	—	7013341	★Gasket — Idle Compensator
58	—	—	7028925	—	7028925	Idle Compensator Kit

THROTTLE BODY PARTS

59	7013881	7013881	7013881	7013881	7013881	★Gasket — Throttle Body
60	7015105	7015105	7015105	7015105	7015105	Screw — Throttle Body
61	121744	121744	121744	121744	121744	Lockwasher — Throttle Body Screws
62	7005816	7005816	7005816	7005816	7005816	Pump Rod
63	1875293	1875293	1875293	1875293	1875293	★Clip — Pump Rod
64	7013347	7013347	7013347	7013347	7013347	Idle Stop Screw
65	7027744	7027743	7027745	7027743	7027745	Throttle Body Assembly
66	7013470	7013470	7013470	7013470	7013470	★Idle Adjusting Needle
67	7011479	7011479	7011479	7011479	7011479	Spring — Idle Needle
68	3704952	3704952	3704952	3704952	3704952	★Gasket — Flange

★ OVERHAUL KIT CONTENTS

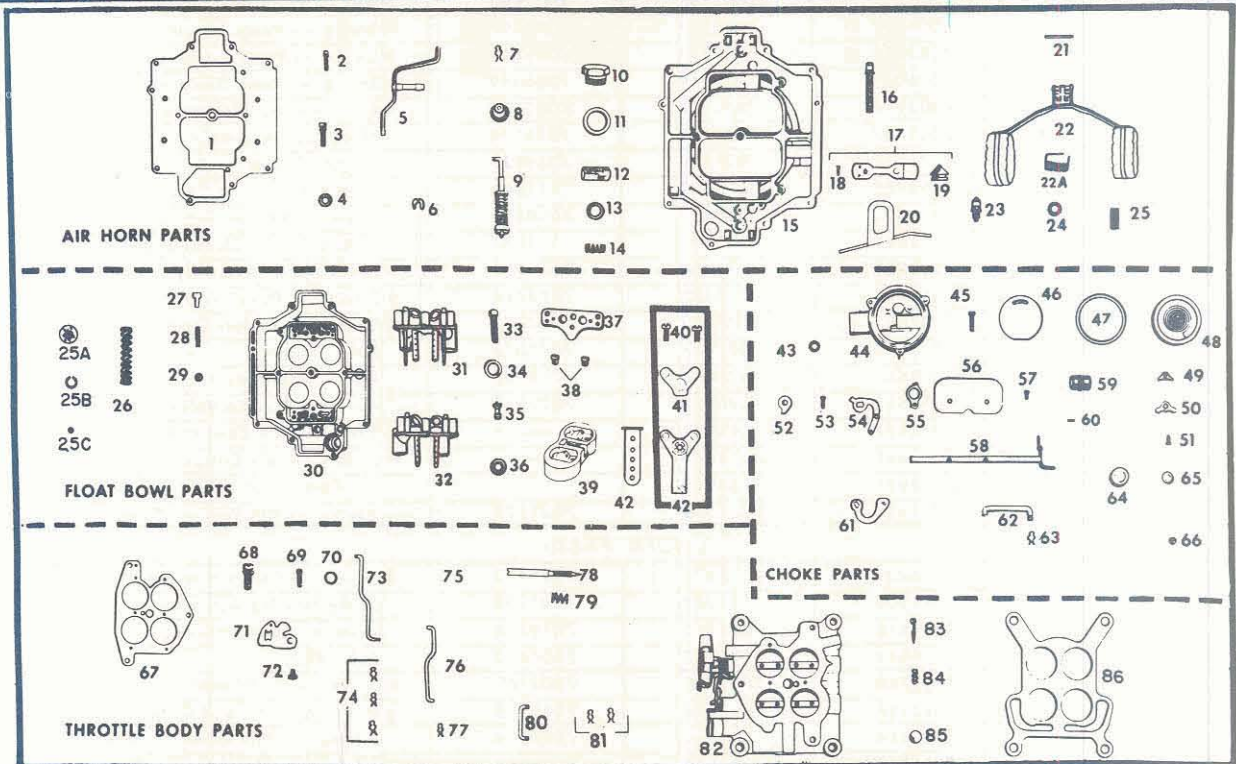
Delco Rochester

MODEL 4GC CARBURETORS

1964 CHEVROLET V-8

327 CUBIC INCH ENGINE

FOR SPECIFICATIONS SEE BULLETIN 9 CH-1 FOR ADJUSTMENTS SEE BULLETIN 9 CH-4



PARTS SHOWN ARE FOR IDENTIFICATION ONLY. CONSULT PARTS LIST FOR CORRECT PART NAME AND NUMBER

	(1st type) STANDARD	(1st type) AIR COND.	(2nd type) AIR COND.	(2nd type) STANDARD	APPLICATION
	7024121	7024122	7024220	7024226	CARBURETOR No.
	24-313	24-313	24-313	24-313	REPLACEMENT PACKAGE No.
	7016418	7016418	7016418	7016418	OVERHAUL KIT
	VFR-307A	VFR-307A	VFR-307A	VFR-307A	OK KIT
	40-291	40-291	40-291	40-291	GASKET SET

Illus. No.	AIR HORN PARTS				
1	7015173	7015173	7015173	7015173	★Gasket — Air Horn
2	7000249	7000249	7000249	7000249	Screw — Air Horn — Short
3	7014699	7014699	7014699	7014699	Screw — Air Horn — Long
4	120217	120217	120217	120217	Lockwasher — Long Screw
5	7022205	7022205	7022205	7022205	Pump Shaft and Lever Assembly
6	7007616	7007616	7007616	7007616	★Clip — Pump Shaft
7	1875293	1875293	1875293	1875293	★Clip — Pump Plunger
8	7006372	7006372	7006372	7006372	★Boot — Pump Plunger
9	7026826	7026826	7026826	7026826	★Pump Assembly
10	7013525	7013525	7013525	7013525	Filter Nut — Fuel Inlet
11	7010010	7010010	7010010	7010010	★Gasket — Filter Nut
12	7013404	7013404	7013404	7013404	Filter — Fuel Inlet
13	7013584	7013584	7013584	7013584	★Gasket — Filter
14	7010007	7010007	7010007	7010007	Spring — Filter
15	7021486	7021486	7021486	7021486	Air Horn Assembly
16	7009718	7009718	7009718	7009718	Power Piston Assembly
17	7012188	7012188	7012188	7012188	Idle Vent Valve Kit
18	7012548	7012548	7012548	7012548	Screw — Vent Valve and Shield
19	7007129	7007129	7007129	7007129	Valve — Idle Vent
20	7012520	7012520	7012520	7012520	Shield — Idle Vent
21	7001595	7001595	7001595	7001595	Pin — Float Hinge
22	7017488	7017488	7017488	7017488	Float Assembly
22A	7017486	7017486	7017486	7017486	Torsion Spring
23	30-7	30-7	30-7	30-7	★Needle and Seat Assembly
24	7019535	7019535	7019535	7019535	Gasket — Needle Seat
25	7006079	7006079	7006079	7006079	Strainer — Needle Seat

	7024121	7024122	7024220	7024226	CARBURETOR No.
Illus. No.	FLOAT BOWL PARTS				
25A	—	—	7001604	7001604	★Strainer — Pump Inlet
25B	—	—	7001605	7001605	★Retainer — Inlet Strainer
25C	—	—	7002120	7002120	★Ball — Pump Inlet Check
26	7004597	7004597	7004597	7004597	★Spring — Pump Return
27	7003838	7003838	7003838	7003838	★Guide — Pump Discharge
28	7006059	7006059	7006059	7006059	★Spring — Pump Discharge
29	7002117	7002117	7002117	7002117	★Ball — Pump Discharge
30	7021487	7021487	7028894	7028894	Float Bowl Assembly
31	7027817	7027817	7028828	7028828	Venturi Cluster — Primary
32	7013662	7013662	7013662	7013662	Venturi Cluster — Secondary
33	7010421	7010421	7010421	7010421	Screw — Venturi Cluster
34	121841	121841	121841	121841	Lockwasher — Cluster Screw
35	7011989	7011989	7011989	7011989	★Power Valve Assembly
36	7012488	7012488	7012488	7012488	★Gasket — Power Valve
37	7007803	7007803	7007803	7007803	★Gasket — Venturi Cluster
38	7002657	7002657	7002657	7002657	Jet — Primary
38	7008667	7008667	7008667	7008667	Jet — Secondary
39	7020513	7020513	7020513	7020513	Auxiliary Throttle Valve Assembly
40	—	7015127	7015127	—	Screw — Idle Compensator
41	—	7013341	7013341	—	★Gasket — Idle Compensator
42	—	7028925	7028925	—	Idle Compensator Kit
42A	7021528	7021528	7021528	7021528	Insert — Main Well — Primary
CHOKE PARTS					
43	7016472	7016472	7016472	7016472	★Gasket — Choke Housing
44	7021208	7021208	7021208	7021208	Choke Housing Assembly
45	7019516	7019516	7019516	7019516	Screw — Choke Housing
46	7006643	7006643	7006643	7006643	Baffle Plate
47	7002760	7002760	7002760	7002760	★Gasket — Stat Cover
48	7013588	7013588	7013588	7013588	Stat Cover, Coil and Gasket Assembly
49	7000614	7000614	7000614	7000614	Retainer — Stat Cover — Plain
50	7006846	7006846	7006846	7006846	Retainer — Stat Cover — Toothed
51	7010424	7010424	7010424	7010424	Screw — Stat Cover
52	7000196	7000196	7000196	7000196	Trip Lever
53	7019709	7019709	7019709	7019709	Screw — Trip and Choke Piston Lever
54	7012748	7012748	7012748	7012748	Choke Piston Lever and Link Assembly
55	7027897	7027897	7027897	7027897	Choke Lever and Collar Assembly
56	7008744	7008744	7008744	7008744	Choke Valve
57	7007627	7007627	7007627	7007627	Screw — Choke Valve
58	7013175	7013175	7013175	7013175	Choke Shaft Assembly
59	7015887	7015887	7015887	7015887	Piston — Choke
60	7004748	7004748	7004748	7004748	Pin — Choke Piston
61	7007503	7007503	7007503	7007503	Intermediate Choke Shaft Assembly
62	7013533	7013533	7013533	7013533	Rod — Intermediate Choke Shaft
63	836159	836159	836159	836159	★Clip — Intermediate Choke Rod
64	7007893	7007893	7007893	7007893	Plug — Expansion — Small
65	7006475	7006475	7006475	7006475	Plug — Expansion — Small
66	7002814	7002814	7002814	7002814	Plug — Lead Ball
THROTTLE BODY PARTS					
67	7024525	7024525	7024525	7024525	★Gasket — Throttle Body
68	7004324	7004324	7004324	7004324	Screw — Throttle Body — (Large)
69	7015105	7015105	7015105	7015105	Screw — Throttle Body — (Small)
70	121744	121744	121744	121744	Lockwasher — Small Screws
71	7028500	7028500	7028500	7028500	Cam — Fast Idle
72	7003561	7003561	7003561	7003561	Screw — Cam Attaching
73	7009776	7009776	7009776	7009776	Choke Rod
74	1875293	1875293	1875293	1875293	★Clip — Choke Rod
75	1875293	1875293	1875293	1875293	★Clip — Pump Rod — Upper
76	7021997	7021997	7021997	7021997	Pump Rod
77	1875293	1875293	1875293	1875293	★Clip — Pump Rod — Lower
78	7013348	7013348	7013348	7013348	Screw — Fast Idle
79	7003176	7003176	7003176	7003176	Spring — Fast Idle Screw
80	7000241	7000241	7000241	7000241	Link — Secondary Lever
81	1875293	1875293	1875293	1875293	★Clip — Secondary Lever Link
82	7027714	7027714	7028895	7028895	Throttle Body Assembly
83	7013470	7013470	7013470	7013470	★Needle — Idle Adjusting
84	7011479	7011479	7011479	7011479	Spring — Idle Needle
85	7006475	7006475	7006475	7006475	Plug — Expansion
86	3743282	3743282	3743282	3743282	★Gasket — Flange

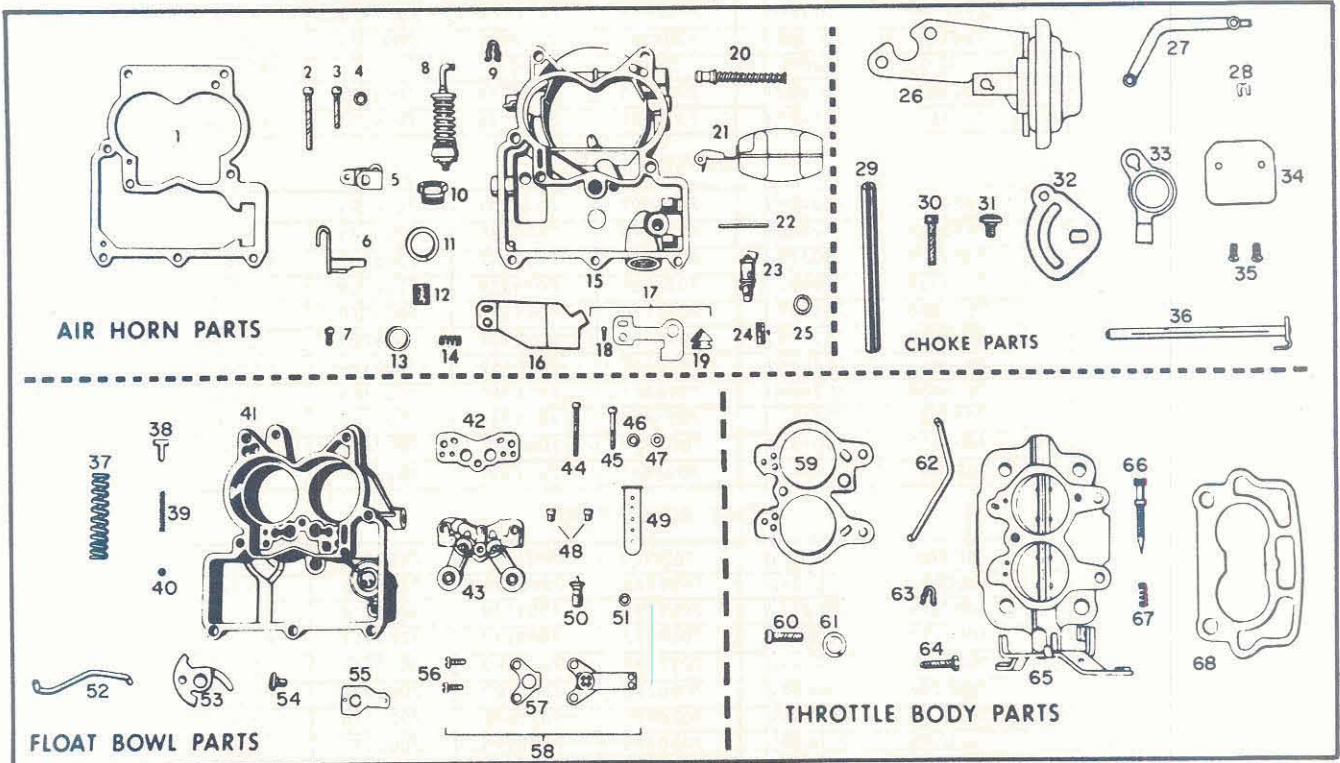


Delco Rochester

BULLETIN 9C-345
 DATE: FEBRUARY, 1964
 PAGE 1

MODEL 2GV CARBURETORS 1964 CHEVROLET V-8 283 CUBIC INCH ENGINE — PASSENGER

FOR SPECIFICATIONS SEE BULLETIN 9 CH-1 FOR ADJUSTMENTS SEE BULLETIN 9 CH-3



PARTS SHOWN ARE FOR IDENTIFICATION ONLY. CONSULT PARTS LIST FOR CORRECT PART NAME AND NUMBER

SYNCHRO.	AUTO. TRANS. STANDARD (1st type)	AUTO. TRANS. AIR COND. (1st type)	AUTO. TRANS. STANDARD (2nd type)	AUTO. TRANS. AIR COND. (2nd type)	AUTO. TRANS. STANDARD (3rd type)	AUTO. TRANS. AIR COND. (3rd type)	APPLICATION
7024101	7024100	7024102	7024106	7024108	7024110	7024112	Carburetor No.
22-335	22-337	22-337	22-337	22-337	22-337	22-337	Replacement Package No.
7016441	7016437	7016437	7016437	7016437	7026433	7026433	OVERHAUL KIT
VTR-304	VTR-304	VTR-304	VTR-304	VTR-304	VTR-304	VTR-304	OK KIT
40-240	40-240	40-240	40-240	40-240	40-240	40-240	GASKET SET

Illus. No.	AIR HORN PARTS							
1	7008600	7008600	7008600	7008600	7008600	7008600	7008600	★Gasket — Air Horn
2	7010432	7010432	7010432	7010432	7010432	7010432	7010432	Screw — Air Horn (Long)
3	7006119	7006119	7006119	7006119	7006119	7006119	7006119	Screw — Air Horn (Short)
4	120217	120217	120217	120217	120217	120217	120217	Lockwasher — Air Horn Screws
5	7000266	7000266	7000266	7000266	7000266	7000266	7000266	Lever — Pump Inside
6	7006975	7006975	7006975	7006975	7006975	7006975	7006975	Pump Shaft and Lever Assembly
7	7010424	7010424	7010424	7010424	7010424	7010424	7010424	Screw — Pump Lever
8	7019162	7029700	7029700	7029700	7029700	7019164	7019164	★Pump Assembly
9	1875293	1875293	1875293	1875293	1875293	1875293	1875293	★Clip — Pump Plunger
10	7013525	7013525	7013525	7013525	7013525	7013525	7013525	Nut — Fuel Filter
11	7010010	7010010	7010010	7010010	7010010	7010010	7010010	★Gasket — Filter Nut
12	7013404	7013404	7013404	7013404	7013404	7013404	7013404	Filter — Fuel Inlet
13	7013584	7013584	7013584	7013584	7013584	7013584	7013584	★Gasket — Fuel Filter
14	7010007	7010007	7010007	7010007	7010007	7010007	7010007	Spring — Fuel Filter
15	7027742	7027742	7027742	7027742	7027742	7027742	7027742	Air Horn Assembly

★ OVERHAUL KIT CONTENTS

	SYNCHRO.	AUTO. TRANS. STANDARD (1st type)	AUTO. TRANS. AIR COND. (1st type)	AUTO. TRANS. STANDARD (2nd type)	AUTO. TRANS. AIR COND. (2nd type)	AUTO. TRANS. STANDARD (3rd type)	AUTO. TRANS. AIR COND. (3rd type)	APPLICATION
	7024101	7024100	7024102	7024106	7024108	7024110	7024112	Carburetor No.

Illus. No.	AIR HORN PARTS (Continued)							
16	7012835	7012835	7012835	7012835	7012835	7012835	7012835	Shield — Idle Vent Valve
17	7012252	7012252	7012252	7012252	7012252	7012252	7012252	Idle Vent Valve Kit
18	7012548	7012548	7012548	7012548	7012548	7012548	7012548	Screw — Vent Valve and Shield
19	7007129	7007129	7007129	7007129	7007129	7007129	7007129	Idle Vent Valve
20	7006323	7009718	7009718	7009718	7009718	7009718	7009718	Power Piston Assembly
21	7012974	7012974	7012974	7012974	7012974	7012974	7012974	Float Assembly
22	7002081	7002081	7002081	7002081	7002081	7002081	7002081	Pin — Float Hinge
23	30-9	30-9	30-9	30-9	30-9	30-9	30-9	★Needle and Seat Assembly
24	7006079	7006079	7006079	7006079	7006079	7006079	7006079	Strainer — Needle Seat
25	7019535	7019535	7019535	7019535	7019535	7019535	7019535	★Gasket — Needle Seat

CHOKE PARTS

26	7024094	7024094	7024094	7024094	7024094	7024094	7024094	Vacuum Break Control Assembly
27	7026685	7026685	7026685	7026685	7026685	7026685	7026685	Rod — Vacuum Control
28	7005109	7005109	7005109	7005109	7005109	7005109	7005109	★Clip — Control Rod
29	7026339	7026339	7026339	7026339	7026339	7026339	7026339	Hose — Vacuum
30	7011270	7011270	7011270	7011270	7011270	7011270	7011270	Screw — Vacuum Control Attaching
31	7019709	7019709	7019709	7019709	7019709	7019709	7019709	Screw — Stat Rod Lever
32	7026469	7026469	7026469	7026469	7026469	7026469	7026469	Lever — Stat Rod
33	7026566	7026566	7026566	7026566	7026566	7026566	7026566	Choke Lever
34	7025955	7025955	7025955	7025955	7025955	7025955	7025955	Choke Valve
35	7007627	7007627	7007627	7007627	7007627	7007627	7007627	Screw — Choke Valve
36	7027891	7027891	7027891	7027891	7027891	7027891	7027891	Choke Shaft Assembly

FLOAT BOWL PARTS

37	7004597	7029700	7029700	7029700	7029700	7004597	7004597	★Spring — Pump Return
38	7000286	7000286	7000286	7000286	7000286	7000286	7000286	★Guide — Pump Discharge
39	7002118	7002118	7002118	7002118	7002118	7002118	7002118	★Spring — Pump Discharge
40	7002117	7002117	7002117	7002117	7002117	7002117	7002117	★Ball — Pump Discharge
41	7025371	7027843	7027844	7027843	7027844	7027843	7027844	Float Bowl Assembly
42	7000292	7000292	7000292	7000292	7000292	7000292	7000292	★Gasket — Venturi Cluster
43	7026896	7026896	7026896	7026896	7026896	7026896	7026896	Venturi Cluster Assembly
44	7000293	7000293	7000293	7000293	7000293	7000293	7000293	Screw — Venturi Cluster — Outer
45	7000294	7000294	7000294	7000294	7000294	7000294	7000294	Screw — Cluster — Center
46	121841	121841	121841	121841	121841	121841	121841	Lockwasher — Outer Screws
47	7000295	7000295	7000295	7000295	7000295	7000295	7000295	★Gasket — Center Screw
48	7002656	7002655	7002655	7002655	7002655	7002655	7002655	Jet — Standard
49	7021528	7021528	7021528	7021528	7021528	7021528	7021528	Insert — Main Well
50	7006331	7006331	7006331	7006331	7006331	7006331	7006331	★Power Valve Assembly
51	7001613	7001613	7001613	7001613	7001613	7001613	7001613	★Gasket — Power Valve
52	7026559	7026559	7026559	7026559	7026559	7026559	7026559	Choke Rod
53	7028608	7028608	7028608	7028608	7028608	7028608	7028608	Cam — Fast Idle
54	7003561	7003561	7003561	7003561	7003561	7003561	7003561	Screw — Cam Attaching
55	—	—	7013937	—	7013937	—	7013937	Cover Assembly — Idle Compensator
56	—	—	7015127	—	7015127	—	7015127	Screw — Idle Compensator
57	—	—	7013341	—	7013341	—	7013341	★Gasket — Idle Compensator
58	—	—	7028925	—	7028925	—	7028925	Idle Compensator Kit

THROTTLE BODY PARTS

59	7013881	7013881	7013881	7013881	7013881	7013881	7013881	★Gasket — Throttle Body
60	7015105	7015105	7015105	7015105	7015105	7015105	7015105	Screw — Throttle Body
61	121744	121744	121744	121744	121744	121744	121744	Lockwasher — Throttle Body Screws
62	7005816	7005816	7005816	7005816	7005816	7005816	7005816	Pump Rod
63	1875293	1875293	1875293	1875293	1875293	1875293	1875293	★Clip — Pump Rod
64	7013347	7013347	7013347	7013347	7013347	7013347	7013347	Idle Stop Screw
65	7027744	7027743	7027745	7027743	7027745	7027743	7027745	Throttle Body Assembly
66	7013470	7013470	7013470	7013470	7013470	7013470	7013470	★Idle Adjusting Needle
67	7011479	7011479	7011479	7011479	7011479	7011479	7011479	Spring — Idle Needle
68	3704952	3704952	3704952	3704952	3704952	3704952	3704952	★Gasket — Flange

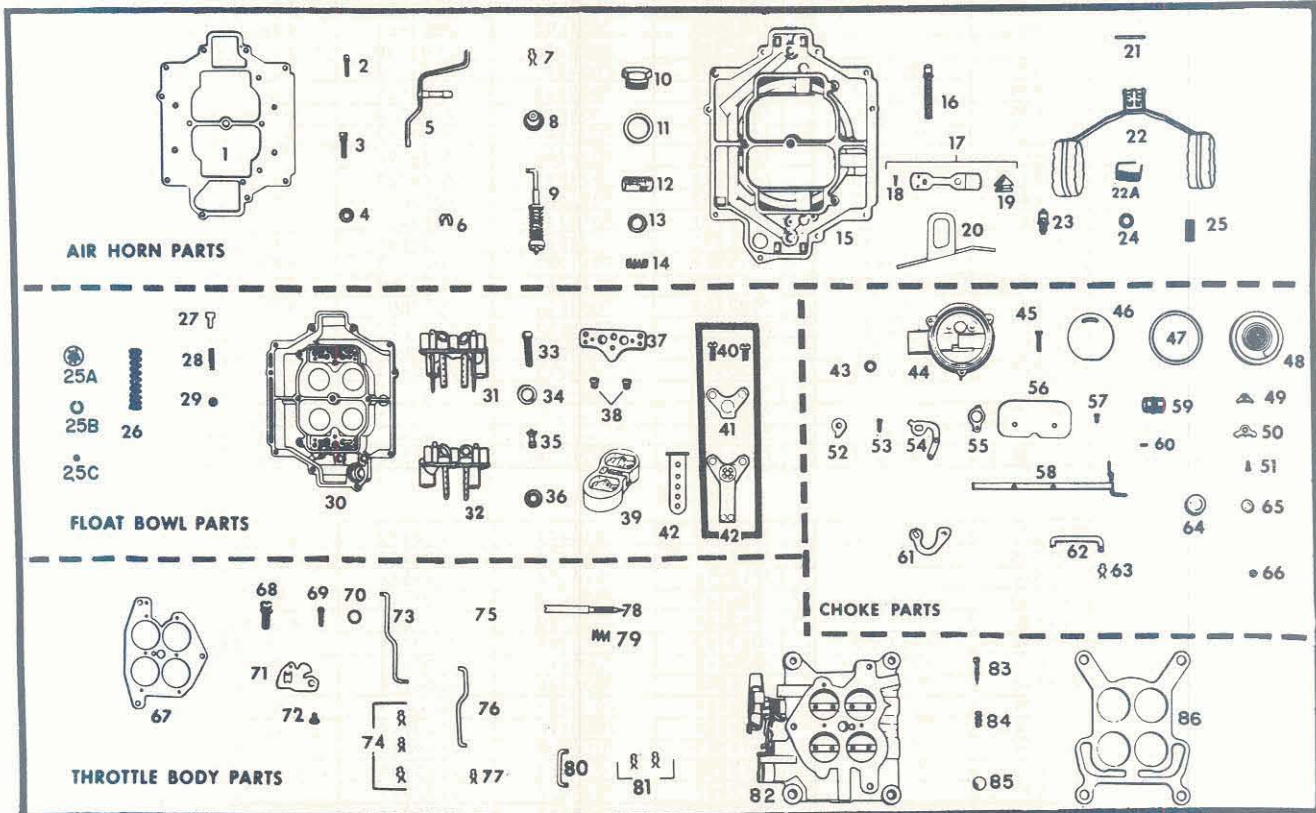


Delco Rochester

MODEL 4GC CARBURETORS 1964 CHEVELLE V-8 283 CUBIC INCH ENGINE

BULLETIN 9C-346
DATE: FEBRUARY, 1964
PAGE 1

FOR SPECIFICATIONS SEE BULLETIN 9 CH-1 FOR ADJUSTMENTS SEE BULLETIN 9 CH-4



PARTS SHOWN ARE FOR IDENTIFICATION ONLY. CONSULT PARTS LIST FOR CORRECT PART NAME AND NUMBER

(1st type) AIR COND.	(1st type) SYNCHRO.	(1st type) AUTO. TRANS.	(2nd type) AIR COND.	(2nd type) SYNCHRO.	(2nd type) AUTO. TRANS.	APPLICATION
7024122	7024125	7024126	7024220	7024225	7024226	Carburetor No.
24-313	24-312	24-313	24-313	24-312	24-313	Replacement Package No.
7016418	7016418	7016418	7016418	7016418	7016418	OVERHAUL KIT
VFR-307A	VFR-307A	VFR-307A	VFR-307A	VFR-307A	VFR-307A	OK KIT
40-291	40-291	40-291	40-291	40-291	40-291	GASKET SET

Illus. No.	AIR HORN PARTS						
1	7015173	7015173	7015173	7015173	7015173	7015173	★Gasket — Air Horn
2	7000249	7000249	7000249	7000249	7000249	7000249	Screw — Air Horn — Short
3	7014699	7014699	7014699	7014699	7014699	7014699	Screw — Air Horn — Long
4	120217	120217	120217	120217	120217	120217	Lockwasher — Long Screw
5	7022205	7022205	7022205	7022205	7022205	7022205	Pump Shaft and Lever Assembly
6	7007616	7007616	7007616	7007616	7007616	7007616	★Clip — Pump Shaft
7	1875293	1875293	1875293	1875293	1875293	1875293	★Clip — Pump Plunger
8	7006372	7006372	7006372	7006372	7006372	7006372	★Boot — Pump Plunger
9	7026826	7026826	7026826	7026826	7026826	7026826	★Pump Assembly
10	7013525	7013525	7013525	7013525	7013525	7013525	Filter Nut — Fuel Inlet
11	7010010	7010010	7010010	7010010	7010010	7010010	★Gasket — Filter Nut
12	7013404	7013404	7013404	7013404	7013404	7013404	Filter — Fuel Inlet
13	7013584	7013584	7013584	7013584	7013584	7013584	★Gasket — Filter
14	7010007	7010007	7010007	7010007	7010007	7010007	Spring — Filter
15	7021486	7021486	7021486	7021486	7021486	7021486	Air Horn Assembly
16	7009718	7009718	7009718	7009718	7009718	7009718	Power Piston Assembly
17	7012188	7012188	7012188	7012188	7012188	7012188	Idle Vent Valve Kit
18	7012548	7012548	7012548	7012548	7012548	7012548	Screw — Vent Valve and Shield
19	7007129	7007129	7007129	7007129	7007129	7007129	Valve — Idle Vent
20	7012520	7012520	7012520	7012520	7012520	7012520	Shield — Idle Vent
21	7001595	7001595	7001595	7001595	7001595	7001595	Pin — Float Hinge
22	7017488	7017488	7017488	7017488	7017488	7017488	Float Assembly
22A	7017486	7017486	7017486	7017486	7017486	7017486	Torsion Spring
23	30-7	30-7	30-7	30-7	30-7	30-7	★Needle and Seat Assembly
24	7019535	7019535	7019535	7019535	7019535	7019535	Gasket — Needle Seat
25	7006079	7006079	7006079	7006079	7006079	7006079	Strainer — Needle Seat

★ OVERHAUL KIT CONTENTS

© 1964, GENERAL MOTORS CORP.

	(1st type) AIR COND.	(1st type) SYNCHRO.	(1st type) AUTO. TRANS.	(2nd type) AIR COND.	(2nd type) SYNCHRO.	(2nd type) AUTO. TRANS.	APPLICATION
	7024122	7024125	7024126	7024220	7024225	7024226	Carburetor No.

Illus. No.	FLOAT BOWL PARTS						
25A	---	---	---	7001604	7001604	7001604	★ Strainer — Pump Inlet
25B	---	---	---	7001605	7001605	7001605	★ Retainer — Inlet Strainer
25C	---	---	---	7002120	7002120	7002120	★ Ball — Pump Inlet Check
26	7004597	7004597	7004597	7004597	7004597	7004597	★ Spring — Pump Return
27	7003838	7003838	7003838	7003838	7003838	7003838	★ Guide — Pump Discharge
28	7006059	7006059	7006059	7006059	7006059	7006059	★ Spring — Pump Discharge
29	7002117	7002117	7002117	7002117	7002117	7002117	★ Ball — Pump Discharge
30	7021487	7021487	7021487	7028894	7028894	7028894	Float Bowl Assembly
31	7027817	7028517	7028765	7028828	7028831	7028828	Venturi Cluster — Primary
32	7013662	7013662	7013662	7013662	7013662	7013662	Venturi Cluster — Secondary
33	7010421	7010421	7010421	7010421	7010421	7010421	Screw — Venturi Cluster
34	121841	121841	121841	121841	121841	121841	Lockwasher — Cluster Screw
35	7011989	7011989	7011989	7011989	7011989	7011989	★ Power Valve Assembly
36	7012488	7012488	7012488	7012488	7012488	7012488	★ Gasket — Power Valve
37	7007803	7007803	7007803	7007803	7007803	7007803	★ Gasket — Venturi Cluster
38	7002657	7002657	7002657	7002657	7002657	7002657	Jet — Primary
38	7008667	7008667	7008667	7008667	7008667	7008667	Jet — Secondary
39	7020513	7020513	7020513	7020513	7020513	7020513	Auxiliary Throttle Valve Assembly
40	7015127	---	---	7015127	---	---	Screw — Idle Compensator
41	7013341	---	---	7013341	---	---	★ Gasket — Idle Compensator
42	7028925	---	---	7028925	---	---	Idle Compensator Kit
42A	7021528	7021528	7021528	7021528	7021528	7021528	Insert — Main Well — Primary

CHOKE PARTS

43	7016472	7016472	7016472	7016472	7016472	7016472	★ Gasket — Choke Housing
44	7021208	7028518	7021208	7021208	7028518	7021208	Choke Housing Assembly
45	7019516	7019516	7019516	7019516	7019516	7019516	Screw — Choke Housing
46	7006643	7006643	7006643	7006643	7006643	7006643	Baffle Plate
47	7002760	7002760	7002760	7002760	7002760	7002760	★ Gasket — Stat Cover
48	7013588	7013588	7013588	7013588	7013588	7013588	Stat Cover, Coil and Gasket Assembly
49	7000614	7000614	7000614	7000614	7000614	7000614	Retainer — Stat Cover — Plain
50	7006846	7006846	7006846	7006846	7006846	7006846	Retainer — Stat Cover — Toothed
51	7010424	7010424	7010424	7010424	7010424	7010424	Screw — Stat Cover
52	7000196	7000196	7000196	7000196	7000196	7000196	Trip Lever
53	7019709	7019709	7019709	7019709	7019709	7019709	Screw — Trip and Choke Piston Lever
54	7012748	7009852	7012748	7012748	7009852	7012748	Choke Piston Lever and Link Assembly
55	7027897	7027897	7027897	7027897	7027897	7027897	Choke Lever and Collar Assembly
56	7008744	7008744	7008744	7008744	7008744	7008744	Choke Valve
57	7007627	7007627	7007627	7007627	7007627	7007627	Screw — Choke Valve
58	7013175	7013175	7013175	7013175	7013175	7013175	Choke Shaft Assembly
59	7015887	7015887	7015887	7015887	7015887	7015887	Piston — Choke
60	7004748	7004748	7004748	7004748	7004748	7004748	Pin — Choke Piston
61	7007503	7007503	7007503	7007503	7007503	7007503	Intermediate Choke Shaft Assembly
62	7013533	7013533	7013533	7013533	7013533	7013533	Rod — Intermediate Choke Shaft
63	836159	836159	836159	836159	836159	836159	★ Clip — Intermediate Choke Rod
64	7007893	7007893	7007893	7007893	7007893	7007893	Plug — Expansion — Small
65	7006475	7006475	7006475	7006475	7006475	7006475	Plug — Lead Ball
66	7002814	7002814	7002814	7002814	7002814	7002814	Plug — Expansion — Small

THROTTLE BODY PARTS

67	7024525	7024525	7024525	7024525	7024525	7024525	★ Gasket — Throttle Body
68	7004324	7004324	7004324	7004324	7004324	7004324	Screw — Throttle Body — (Large)
69	7015105	7015105	7015105	7015105	7015105	7015105	Screw — Throttle Body — (Small)
70	121744	121744	121744	121744	121744	121744	Lockwasher — Small Screws
71	7028500	7028500	7028500	7028500	7028500	7028500	Cam — Fast Idle
72	7003561	7003561	7003561	7003561	7003561	7003561	Screw — Cam Attaching
73	7009776	7009776	7009776	7009776	7009776	7009776	Choke Rod
74	1875293	1875293	1875293	1875293	1875293	1875293	★ Clip — Choke Rod
75	1875293	1875293	1875293	1875293	1875293	1875293	★ Clip — Pump Rod — Upper
76	7021997	7021997	7021997	7021997	7021997	7021997	Pump Rod
77	1875293	1875293	1875293	1875293	1875293	1875293	★ Clip — Pump Rod — Lower
78	7013348	7013348	7013348	7013348	7013348	7013348	Screw — Fast Idle
79	7003176	7003176	7003176	7003176	7003176	7003176	Spring — Fast Idle Screw
80	7000241	7000241	7000241	7000241	7000241	7000241	Link — Secondary Lever
81	1875293	1875293	1875293	1875293	1875293	1875293	★ Clip — Secondary Lever Link
82	7028521	7028521	7028521	7028895	7028895	7028895	Throttle Body Assembly
83	7013470	7013470	7013470	7013470	7013470	7013470	★ Needle — Idle Adjusting
84	7011479	7011479	7011479	7011479	7011479	7011479	Spring — Idle Needle
85	7006475	7006475	7006475	7006475	7006475	7006475	Plug — Expansion
86	3743282	3743282	3743282	3743282	3743282	3743282	★ Gasket — Flange

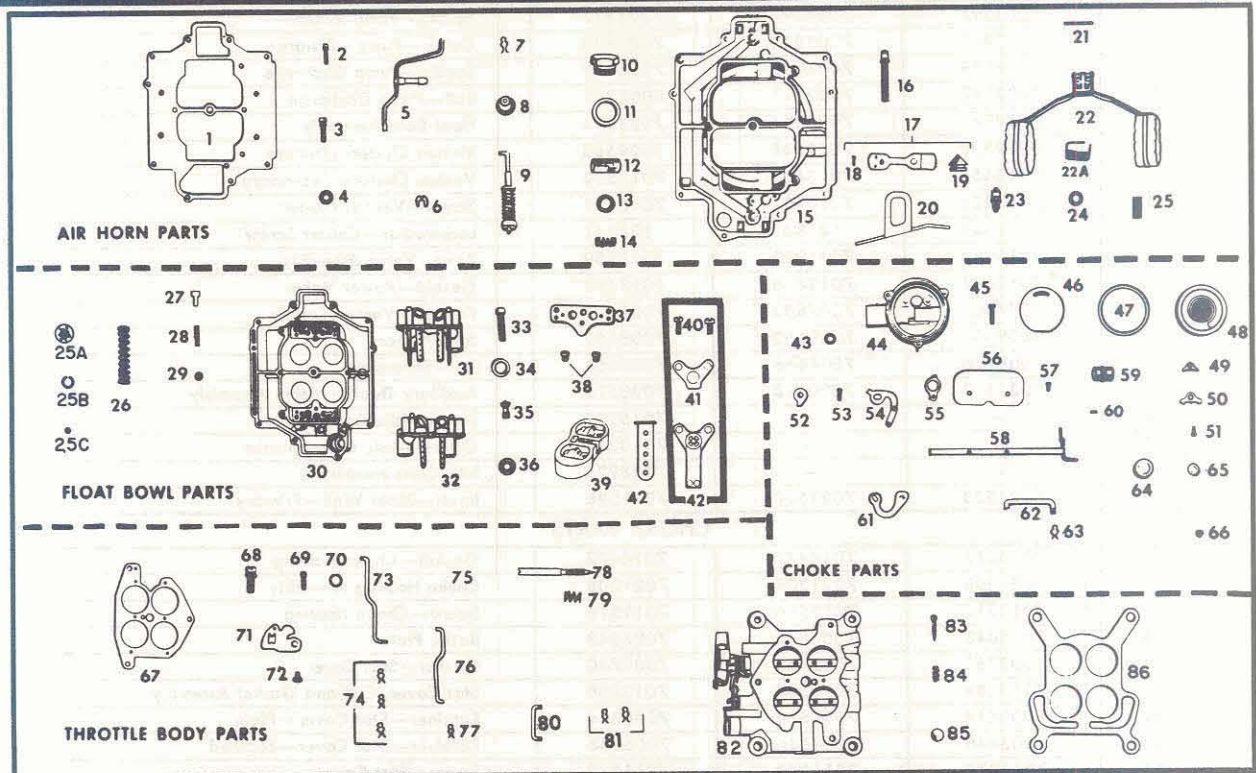
Delco Rochester

MODEL 4GC CARBURETORS

1965 CHEVY II, CHEVELLE V-8

327 CUBIC INCH ENGINE

FOR SPECIFICATIONS SEE BULLETIN 9 CH-1 FOR ADJUSTMENTS SEE BULLETIN 9 CH-4

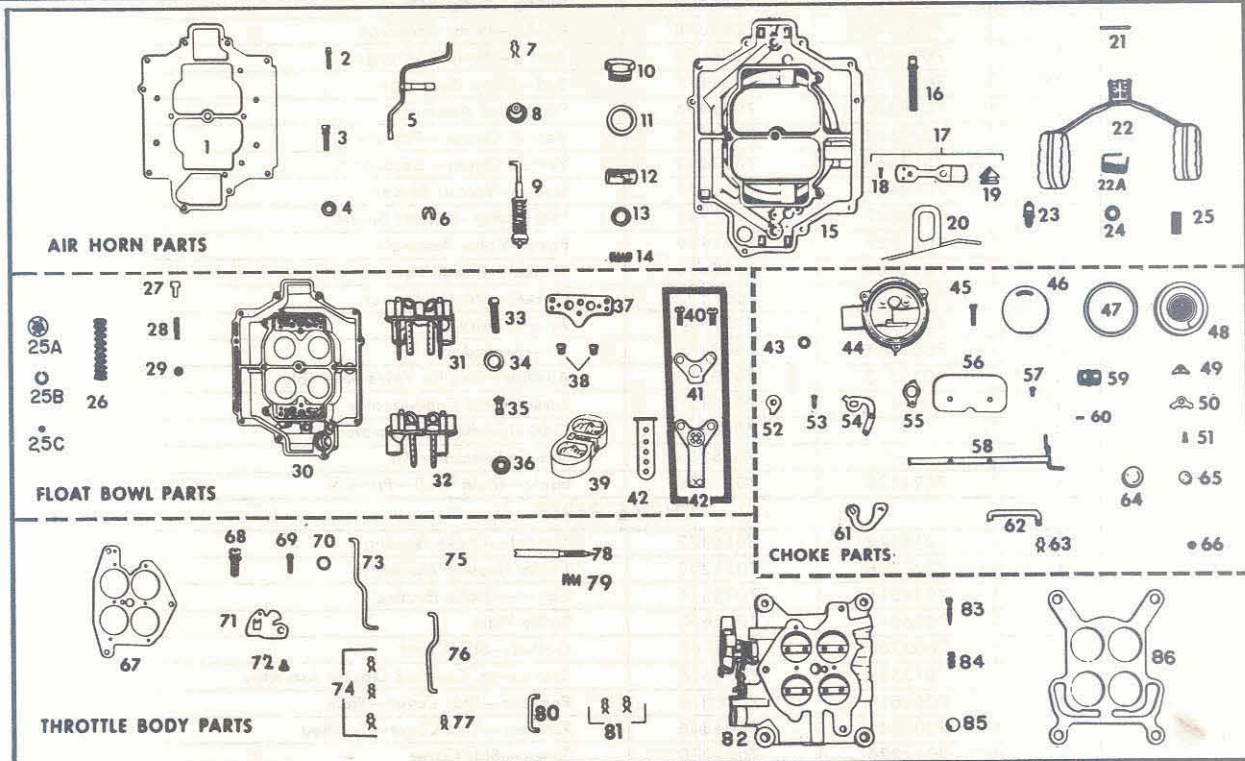


PARTS SHOWN ARE FOR IDENTIFICATION ONLY. CONSULT PARTS LIST FOR CORRECT PART NAME AND NUMBER

	SYNCHROMESH	AUTO. TRANS. STANDARD	AUTO. TRANS. AIR-COND.	APPLICATION
	7025127	7025126	7025128	CARBURETOR No.
	24-319	24-318	24-318	REPLACEMENT PACKAGE No.
	7016418	7016418	7016418	OVERHAUL KIT
	VFR-307A	VFR-307A	VFR-307A	OK KIT
	40-291	40-291	40-291	GASKET SET
	AIR HORN PARTS			
Illus. No.				
1	7015173	7015173	7015173	Gasket—Air Horn
2	7000249	7000249	7000249	Screw—Air Horn—Short
3	7014699	7014699	7014699	Screw—Air Horn—Long
4	120217	120217	120217	Lockwasher—Long Screw
5	7022205	7022205	7022205	Pump Shaft and Lever Assembly
6	7007616	7007616	7007616	Clip—Pump Shaft
7	1875293	1875293	1875293	Clip—Pump Plunger
8	7006372	7006372	7006372	Boot—Pump Plunger
9	7026826	7026826	7026826	Pump Assembly
10	7013525	7013525	7013525	Filter Nut—Fuel Inlet
11	7010010	7010010	7010010	Gasket—Filter Nut
12	7013404	7013404	7013404	Filter—Fuel Inlet
13	7013584	7013584	7013584	Gasket—Filter
14	7010007	7010007	7010007	Spring—Filter
15	7021486	7021486	7021486	Air Horn Assembly
16	7009718	7009718	7009718	Power Piston Assembly
17	7012188	7012188	7012188	Idle Vent Valve Kit
18	7012548	7012548	7012548	Screw—Vent Valve and Shield
19	7007129	7007129	7007129	Valve—Idle Vent
20	7012520	7012520	7012520	Shield—Idle Vent
21	7001595	7001595	7001595	Pin—Float Hinge
22	7017488	7017488	7017488	Float Assembly
22A	7017486	7017486	7017486	Torsion Spring
23	30-7	30-7	30-7	Needle and Seat Assembly
24	7019535	7019535	7019535	Gasket—Needle Seat
25	7006079	7006079	7006079	Strainer—Needle Seat

	7025127	7025126	7025128	CARBURETOR No.
	FLOAT BOWL PARTS			
Illus. No.				
25A	7001604	7001604	7001604	Strainer—Pump Inlet
25B	7001605	7001605	7001605	Retainer—Inlet Strainer
25C	7002120	7002120	7002120	Ball—Pump Inlet Check
26	7004597	7004597	7004597	Spring—Pump Return
27	7003838	7003838	7003838	Guide—Pump Discharge
28	7006059	7006059	7006059	Spring—Pump Discharge
29	7002117	7002117	7002117	Ball—Pump Discharge
30	7029747	7028894	7028894	Float Bowl Assembly
31	7029596	7029588	7029588	Venturi Cluster—Primary
32	7013662	7013662	7013662	Venturi Cluster—Secondary
33	7010421	7010421	7010421	Screw—Venturi Cluster
34	121841	121841	121841	Lockwasher—Cluster Screw
35	7011989	7011989	7011989	Power Valve Assembly
36	7012488	7012488	7012488	Gasket—Power Valve
37	7007803	7007803	7007803	Gasket—Venturi Cluster
38	7008662	7008660	7008660	Jet—Primary
38	7008666	7008666	7008666	Jet—Secondary
39	7020513	7020513	7020513	Auxiliary Throttle Valve Assembly
40	—	—	7015127	Screw—Idle Compensator
41	—	—	7013341	Gasket—Idle Compensator
42	—	—	7028925	Idle Compensator Kit
42A	7021528	7021528	7021528	Insert—Main Well—Primary
	CHOKE PARTS			
43	7016472	7016472	7016472	Gasket—Choke Housing
44	7021208	7021208	7021208	Choke Housing Assembly
45	7019516	7019516	7019516	Screw—Choke Housing
46	7006643	7006643	7006643	Baffle Plate
47	7002760	7002760	7002760	Gasket—Stat Cover
48	7013588	7013588	7013588	Stat Cover, Coil and Gasket Assembly
49	7000614	7000614	7000614	Retainer—Stat Cover—Plain
50	7006846	7006846	7006846	Retainer—Stat Cover—Toothed
51	7011270	7011270	7011270	Screw—Stat Cover
52	7000196	7000196	7000196	Trip Lever
53	7019709	7019709	7019709	Screw—Trip and Choke Piston Lever
54	7009852	7012748	7012748	Choke Piston Lever and Link Assembly
55	7027897	7027897	7027897	Choke Lever and Collar Assembly
56	7008744	7008744	7008744	Choke Valve
57	7007627	7007627	7007627	Screw—Choke Valve
58	7013175	7013175	7013175	Choke Shaft Assembly
59	7015887	7015887	7015887	Piston—Choke
60	7004748	7004748	7004748	Pin—Choke Piston
61	7007503	7007503	7007503	Intermediate Choke Shaft Assembly
62	7013533	7013533	7013533	Rod—Intermediate Choke Shaft
63	836159	836159	836159	Clip—Intermediate Choke Rod
64	7007893	7007893	7007893	Plug—Expansion—Small
65	7006475	7006475	7006475	Plug—Expansion—Small
66	7002814	7002814	7002814	Plug—Lead Ball
	THROTTLE BODY PARTS			
67	7024525	7024525	7024525	Gasket—Throttle Body
68	7004324	7004324	7004324	Screw—Throttle Body—(Large)
69	7015105	7015105	7015105	Screw—Throttle Body—(Small)
70	121744	121744	121744	Lockwasher—Small Screws
71	7028500	7028500	7028500	Cam—Fast Idle
72	7003561	7003561	7003561	Screw—Cam Attaching
73	7009776	7009776	7009776	Choke Rod
74	1875293	1875293	1875293	Clip—Choke Rod
75	1875293	1875293	1875293	Clip—Pump Rod—Upper
76	7021997	7021997	7021997	Pump Rod
77	1875293	1875293	1875293	Clip—Pump Rod—Lower
78	7013348	7013348	7013348	Screw—Fast Idle
79	7003176	7003176	7003176	Spring—Fast Idle Screw
80	7000241	7000241	7000241	Link—Secondary Lever
81	1875293	1875293	1875293	Clip—Secondary Lever Link
82	7028895	7028895	7028895	Throttle Body Assembly
83	7013470	7013470	7013470	Needle—Idle Adjusting
84	7011479	7011479	7011479	Spring—Idle Needle
85	7006475	7006475	7006475	Plug—Expansion
86	3743282	3743282	3743282	Gasket—Flange

FOR SPECIFICATIONS SEE BULLETIN 9 CH-1 FOR ADJUSTMENTS SEE BULLETIN 9 CH-4



PARTS SHOWN ARE FOR IDENTIFICATION ONLY. CONSULT PARTS LIST FOR CORRECT PART NAME AND NUMBER

	STANDARD	AIR COND.	APPLICATION
	7025121	7025122	CARBURETOR No.
	24-315	24-315	REPLACEMENT PACKAGE No.
	7016418	7016418	OVERHAUL KIT
	VFR-307A	VFR-307A	OK KIT
	40-291	40-291	GASKET SET

Illus. No.	AIR HORN PARTS		
1	7015173	7015173	Gasket—Air Horn
2	7000249	7000249	Screw—Air Horn—Short
3	7014699	7014699	Screw—Air Horn—Long
4	120217	120217	Lockwasher—Long Screw
5	7022205	7022205	Pump Shaft and Lever Assembly
6	7007616	7007616	Clip—Pump Shaft
7	1875293	1875293	Clip—Pump Plunger
8	7006372	7006372	Boot—Pump Plunger
9	7026826	7026826	Pump Assembly
10	7013525	7013525	Filter Nut—Fuel Inlet
11	7010010	7010010	Gasket—Filter Nut
12	7013404	7013404	Filter—Fuel Inlet
13	7013584	7013584	Gasket—Filter
14	7010007	7010007	Spring—Filter
15	7021486	7021486	Air Horn Assembly
16	7009718	7009718	Power Piston Assembly
17	7012188	7012188	Idle Vent Valve Kit
18	7012548	7012548	Screw—Vent Valve and Shield
19	7007129	7007129	Valve—Idle Vent
20	7012520	7012520	Shield—Idle Vent
21	7001595	7001595	Pin—Float Hinge
22	7017488	7017488	Float Assembly
22A	7017486	7017486	Torsion Spring
23	30-7	30-7	Needle and Seat Assembly
24	7019535	7019535	Gasket—Needle Seat
25	7006079	7006079	Strainer—Needle Seat
—	7006474	7006474	Pull Clip—Float Needle

	7025121	7025122	CARBURETOR No.
Illus. No.	FLOAT BOWL PARTS		
25A	7001604	7001604	Strainer—Pump Inlet
25B	7001605	7001605	Retainer—Inlet Strainer
25C	7002120	7002120	Ball—Pump Inlet Check
26	7004597	7004597	Spring—Pump Return
27	7003838	7003838	Guide—Pump Discharge
28	7006059	7006059	Spring—Pump Discharge
29	7002117	7002117	Ball—Pump Discharge
30	7028894	7028894	Float Bowl Assembly
31	7029588	7029588	Venturi Cluster—Primary
32	7013662	7013662	Venturi Cluster—Secondary
33	7010421	7010421	Screw—Venturi Cluster
34	121841	121841	Lockwasher—Cluster Screw
35	7011989	7011989	Power Valve Assembly
36	7012488	7012488	Gasket—Power Valve
37	7007803	7007803	Gasket—Venturi Cluster
38	7002659	7002659	Jet—Primary
38	7008666	7008666	Jet—Secondary
39	7020513	7020513	Auxiliary Throttle Valve Assembly
40	—	7015127	Screw—Idle Compensator
41	—	7013341	Gasket—Idle Compensator
42	—	7028925	Idle Compensator Kit
42A	7021528	7021528	Insert—Main Well—Primary
CHOKE PARTS			
43	7016472	7016472	Gasket—Choke Housing
44	7021208	7021208	Choke Housing Assembly
45	7019516	7019516	Screw—Choke Housing
46	7006643	7006643	Baffle Plate
47	7002760	7002760	Gasket—Stat Cover
48	7013588	7013588	Stat Cover, Coil and Gasket Assembly
49	7000614	7000614	Retainer—Stat Cover—Plain
50	7006846	7006846	Retainer—Stat Cover—Toothed
51	7011270	7011270	Screw—Stat Cover
52	7000196	7000196	Trip Lever
53	7019709	7019709	Screw—Trip and Choke Piston Lever
54	7012748	7012748	Choke Piston Lever and Link Assembly
55	7027897	7027897	Choke Lever and Collar Assembly
56	7008744	7008744	Choke Valve
57	7007627	7007627	Screw—Choke Valve
58	7013175	7013175	Choke Shaft Assembly
59	7015887	7015887	Piston—Choke
60	7004748	7004748	Pin—Choke Piston
61	7007503	7007503	Intermediate Choke Shaft Assembly
62	7013533	7013533	Rod—Intermediate Choke Shaft
63	836159	836159	Clip—Intermediate Choke Rod
64	7007893	7007893	Plug—Expansion—Small
65	7006475	7006475	Plug—Expansion—Small
66	7002814	7002814	Plug—Lead Ball
THROTTLE BODY PARTS			
67	7024525	7024525	Gasket—Throttle Body
68	7004324	7004324	Screw—Throttle Body—(Large)
69	7015105	7015105	Screw—Throttle Body—(Small)
70	121744	121744	Lockwasher—Small Screws
71	7028500	7028500	Cam—Fast Idle
72	7003561	7003561	Screw—Cam Attaching
73	7009776	7009776	Choke Rod
74	1875293	1875293	Clip—Choke Rod
75	1875293	1875293	Clip—Pump Rod—Upper
76	7021997	7021997	Pump Rod
77	1875293	1875293	Clip—Pump Rod—Lower
78	7013348	7013348	Screw—Fast Idle
79	7003176	7003176	Spring—Fast Idle Screw
80	7000241	7000241	Link—Secondary Lever
81	1875293	1875293	Clip—Secondary Lever Link
82	7028895	7028895	Throttle Body Assembly
83	7013470	7013470	Needle—Idle Adjusting
84	7011479	7011479	Spring—Idle Needle
85	7006475	7006475	Plug—Expansion
86	3743282	3743282	Gasket—Flange

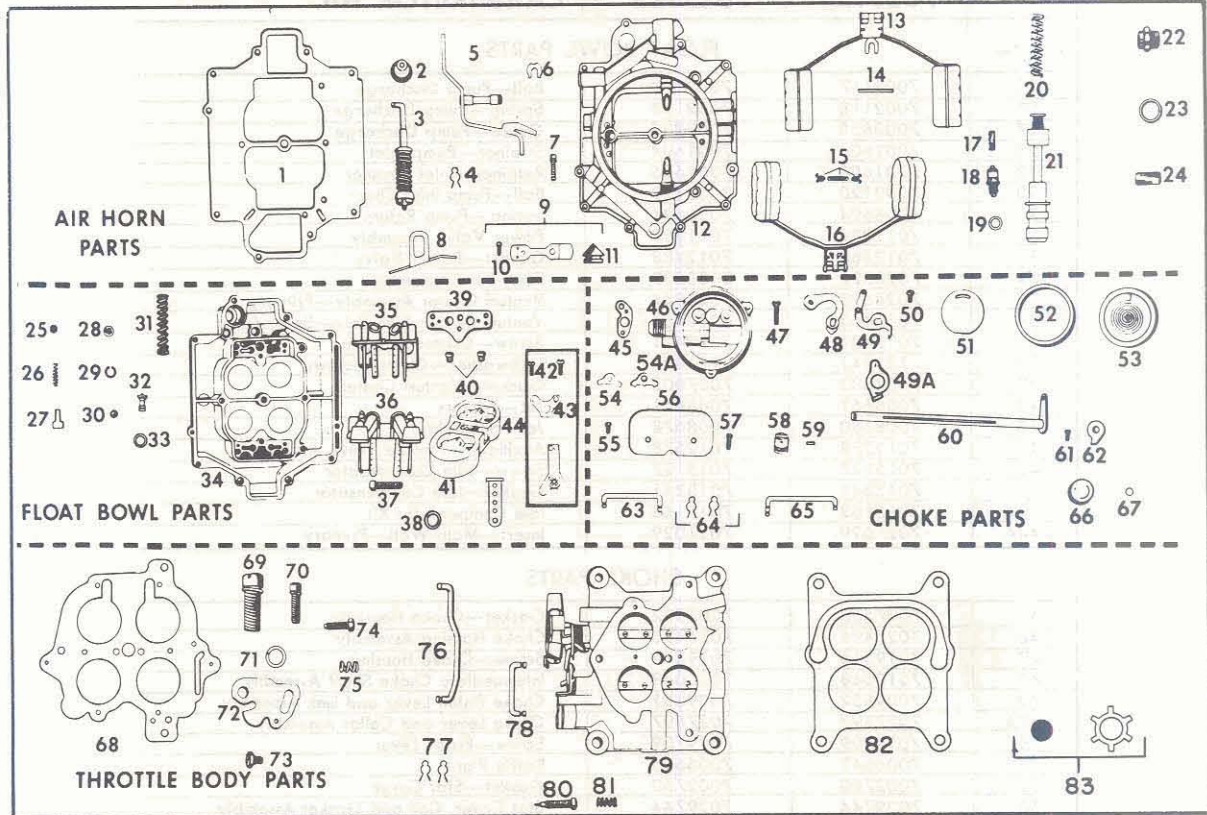
Delco Rochester

MODEL 4GC CARBURETORS

1965 CHEVROLET V-8 PASSENGER

409 CU. IN. ENGINE

FOR SPECIFICATIONS SEE BULLETIN 9 CH-1 FOR ADJUSTMENTS SEE BULLETIN 9 CH-4



PARTS SHOWN ARE FOR IDENTIFICATION ONLY. CONSULT PARTS LIST FOR CORRECT PART NAME AND NUMBER

AUTO. TRANS.	SYNCHROMESH	APPLICATION
7025124	7025123	CARBURETOR No.
24-316	24-317	REPLACEMENT PACKAGE No.
7016435	7016455	OVERHAUL KIT
VFR-311	VFR-311	OK KIT
40-289	40-289	GASKET SET

Illus. No.	AIR HORN PARTS		DESCRIPTION
1	7024653	7024653	Gasket—Air Horn
2	7006372	7006372	Boot—Pump Plunger
3	7026797	7027820	Pump Assembly
4	1875293	1875293	Clip—Pump Plunger
5	7011789	7011789	Pump Shaft and Lever Assembly
6	7007616	7007616	Clip—Pump Shaft
7	7000249	7000249	Screw—Air Horn
8	7012520	7012520	Shield—Idle Vent Valve
9	7012188	7012188	Idle Vent Valve Kit
10	7012548	7012548	Screw—Idle Vent Valve
11	7007129	7007129	Idle Vent Valve
12	7025852	7025852	Air Horn Assembly
13	7011945	7011945	Primary Float Assembly
14	7001595	7001595	Pin—Float Hinge
15	7001850	7001850	Float Balance Spring Assembly
16	7016674	7016674	Secondary Float Assembly
17	7006079	7006079	Strainer—Needle Seat
18	30-11	30-11	Needle and Seat Assembly—Primary
18	30-7	30-7	Needle and Seat Assembly—Secondary
19	7019535	7019535	Gasket—Needle Seat
—	7006474	7006474	Pull Clip—Float Needle
20	7028793	7028793	Spring—Power Piston
21	7011947	7011947	Power Piston Assembly
22	7002862	7002862	Strainer Nut
23	7001597	7001597	Gasket—Strainer Nut
24	7003083	7003083	Strainer—Fuel Inlet

Illus. No.	AUTO. TRANS.	SYNCHROMESH	APPLICATION
	7025124	7025123	CARBURETOR No.
FLOAT BOWL PARTS			
25	7002117	7002117	Ball—Pump Discharge
26	7002118	7002118	Spring—Pump Discharge
27	7003838	7003838	Guide—Pump Discharge
28	7001604	7001604	Strainer—Pump Inlet
29	7001605	7001605	Retainer—Inlet Strainer
30	7002120	7002120	Ball—Pump Inlet Check
31	7008694	7008694	Spring—Pump Return
32	7011989	7011989	Power Valve Assembly
33	7012488	7012488	Gasket—Power Valve
34	7028522	7028522	Float Bowl Assembly
35	7028698	7025844	Venturi Cluster Assembly—Primary
36	7013463	7013463	Venturi Cluster Assembly—Secondary
37	7010421	7010421	Screw—Cluster Attaching
38	121841	121841	Lockwasher—Cluster Screws
39	7007803	7007803	Gasket—Venturi Clusters
40	7008661	7008661	Jet—Primary
40	7008680	7008678	Jet—Secondary
41	7012578	7012578	Auxiliary—Throttle Valve Assembly
42	7015127	7015127	Screw—Idle Compensator
43	7013341	7013341	Gasket—Idle Compensator
44	7015163	7015163	Idle Compensator Kit
44A	7021029	7021029	Insert—Main Well—Primary

CHOKE PARTS

45	7007502	7007502	Gasket—Choke Housing
46	7025496	7025496	Choke Housing Assembly
47	7019516	7019516	Screw—Choke Housing
48	7010048	7010048	Intermediate Choke Shaft Assembly
49	7009852	7009852	Choke Piston Lever and Link Assembly
49A	7027897	7027897	Choke Lever and Collar Assembly
50	7019709	7019709	Screw—Piston Lever
51	7006643	7006643	Baffle Plate
52	7002760	7002760	Gasket—Stat Cover
53	7029744	7029744	Stat Cover, Coil and Gasket Assembly
54	7000614	7000614	Retainer—Stat Cover (Plain)
54A	7006846	7006846	Retainer—Stat Cover (Toothed)
55	7011270	7011270	Screw—Stat Cover
56	7000191	7000191	Choke Valve
57	7007627	7007627	Screw—Choke Valve
58	7012294	7021493	Choke Piston
59	7010746	7010746	Pin—Choke Piston
60	7010362	7010362	Choke Shaft Assembly
61	7019709	7019709	Screw—Trip Lever
62	7000196	7000196	Trip Lever
63	7025757	7025757	Rod—Intermediate Choke
64	836159	836159	Clip—Intermediate Choke Rod
64	1875293	1875293	Clip—Choke Rod
65	7010222	7010222	Rod—Choke
66	7003135	7003135	Plug—Expansion—Large
67	7002814	7002814	Plug—Lead Ball

THROTTLE BODY PARTS

68	7025724	7025724	Gasket—Throttle Body
69	7004324	7004324	Screw—Throttle Body—Large
70	7015105	7015105	Screw—Throttle Body—Small
71	121744	121744	Lockwasher—Small Screws
72	7025495	7025495	Cam—Fast Idle
73	7003561	7003561	Screw—Cam Attaching
74	7013348	7013348	Fast Idle Screw
75	7003176	7003176	Spring—Fast Idle Screw
76	7024666	7024666	Rod—Pump
77	1875293	1875293	Clip—Pump Rod and Secondary Lever Link
78	7000241	7000241	Link—Secondary Lever
79	7027740	7027740	Throttle Body Assembly
80	7013470	7013470	Idle Needle
81	7011479	7011479	Spring—Idle Needle
82	3829012	3829012	Gasket—Flange
83	7009451	7009451	Screw Protecting Cap and Retainer



Delco Rochester

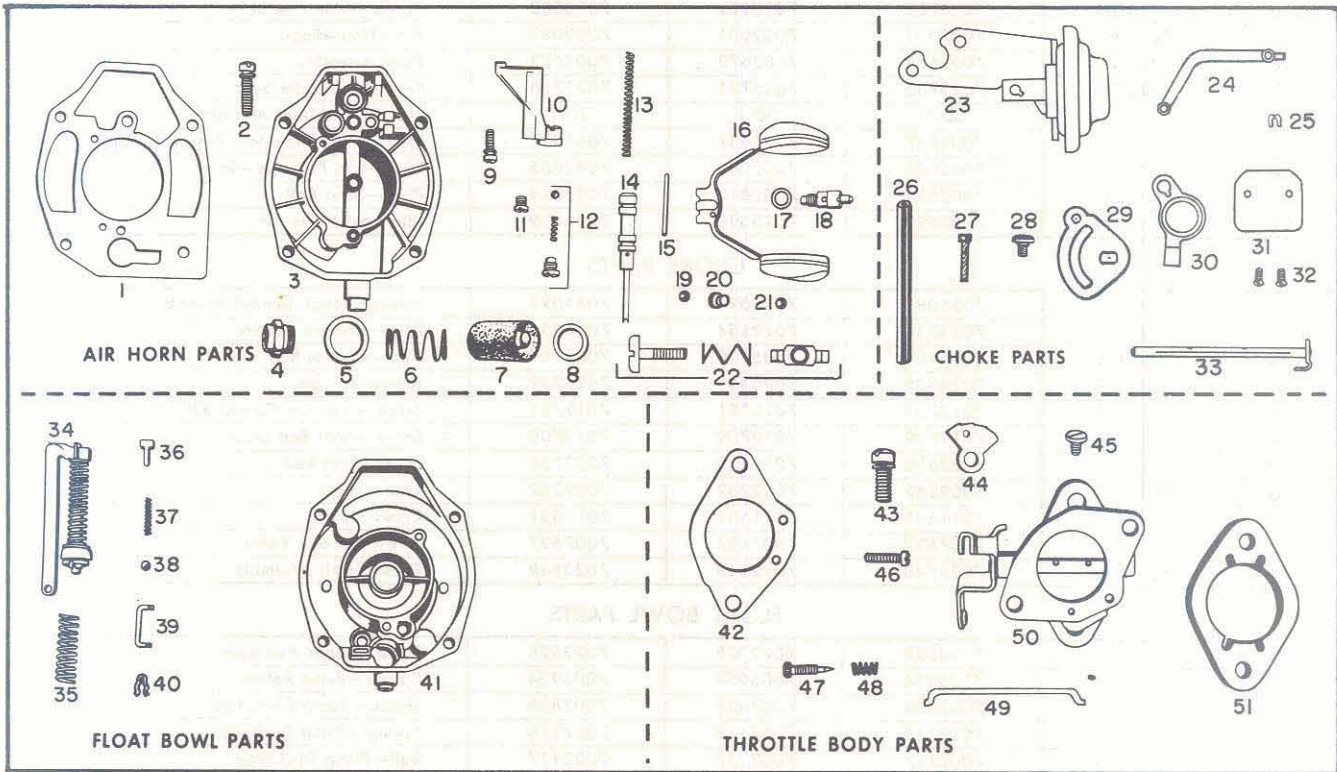
MODEL BV CARBURETORS

1965 CHEVROLET, CHEVELLE & CHEVY II "6"

230 CUBIC INCH ENGINE — PASSENGER

BULLETIN 9C-350
 DATE: NOVEMBER, 1964
 PAGE 1

FOR SPECIFICATIONS SEE BULLETIN 9 CH-1 FOR ADJUSTMENTS SEE BULLETIN 9 CH-2



PARTS SHOWN ARE FOR IDENTIFICATION ONLY. CONSULT PARTS LIST FOR CORRECT PART NAME AND NUMBER

	STANDARD POWERGLIDE	STANDARD SYNCHROMESH	OPTIONAL POWERGLIDE	OPTIONAL SYNCHROMESH	APPLICATION
	7025000	7025003	7025004	7025005	CARBURETOR No.
	21-324A	21-325A	21-326A	21-327A	REPLACEMENT PACKAGE No.
	7016553	7016553	7016553	7016553	OVERHAUL KIT
	VSR-309A	VSR-309A	VSR-309A	VSR-309A	OK KIT
	40-281	40-281	40-281	40-281	GASKET SET

Illus. No.	AIR HORN PARTS				
1	7026514	7026514	7026514	7026514	Gasket—Air Horn
2	7003823	7003823	7003823	7003823	Screw—Air Horn
3	7029748	7029749	7029756	7029758	Air Horn Assembly
4	7013525	7013525	7013525	7013525	Filter Nut—Fuel Inlet
5	7010010	7010010	7010010	7010010	Gasket—Filter Nut
6	7010007	7010007	7010007	7010007	Spring Fuel Inlet
7	7013404	7013404	7013404	7013404	Filter—Fuel Inlet
8	7013584	7013584	7013584	7013584	Gasket—Fuel Filter
9	7000745	7000745	7000745	7000745	Screw—Main Well Support
10	7029651	7029655	7029972	7029975	Main Well Support Assembly
11	7002658	7002659	7002641	7002642	Jet—Standard
12	7026961	7026961	7026961	7026961	Power Valve Assembly

ILLUS. NO.	STANDARD POWERGLIDE	STANDARD SYNCHROMESH	OPTIONAL POWERGLIDE	OPTIONAL SYNCHROMESH	APPLICATION
	7025000	7025003	7025004	7025005	CARBURETOR No.
AIR HORN PARTS (cont'd)					
13	7002896	7002896	7002896	7002896	Spring—Power Piston
14	7010002	7010002	7010002	7010002	Power Piston Assembly
15	7002081	7002081	7002081	7002081	Pin—Float Hinge
16	7002672	7002672	7002672	7002672	Float Assembly
17	7025735	7025735	7025735	7025735	Gasket—Needle Seat
18	30-1	30-1	30-1	30-1	Needle and Seat Assembly
19	7001637	7001637	7001637	7001637	Plug—Lead Ball—Idle Passage—Outer
20	7002055	7002055	7002055	7002055	Plug—Idle Passage—Inner
21	7002814	7002814	7002814	7002814	Plug—Lead Ball
22	7025599	7025599	7025599	7025599	Idle Vent Valve Kit

CHOKE PARTS

23	7025091	7025091	7025091	7025091	Vacuum Break Control Assembly
24	7022554	7022554	7022554	7022554	Rod—Vacuum Control
25	7005109	7005109	7005109	7005109	Clip—Control Rod
26	7026339	7026339	7026339	7026339	Hose—Vacuum
27	7012781	7012781	7012781	7012781	Screw—Vacuum Control Attaching
28	7019709	7019709	7019709	7019709	Screw—Stat Rod Lever
29	7022550	7022550	7022550	7022550	Lever—Stat Rod
30	7009262	7009262	7009262	7009262	Choke Lever
31	7011651	7011651	7011651	7011651	Choke Valve
32	7007627	7007627	7007627	7007627	Screw—Choke Valve
33	7022548	7022548	7022548	7022548	Choke Shaft Assembly

FLOAT BOWL PARTS

34	7022528	7022528	7022528	7022528	Pump Plunger Assembly
35	7005954	7005954	7005954	7005954	Spring—Pump Return
36	7003838	7003838	7003838	7003838	Guide—Pump Discharge
37	7002118	7002118	7002118	7002118	Spring—Pump Discharge
38	7002117	7002117	7002117	7002117	Ball—Pump Discharge
39	7029787	7029787	7029787	7029787	Link—Pump
40	836159	836159	836159	836159	Pin Spring—Pump Link
41	7021778	7021778	7015287	7015287	Float Bowl Assembly

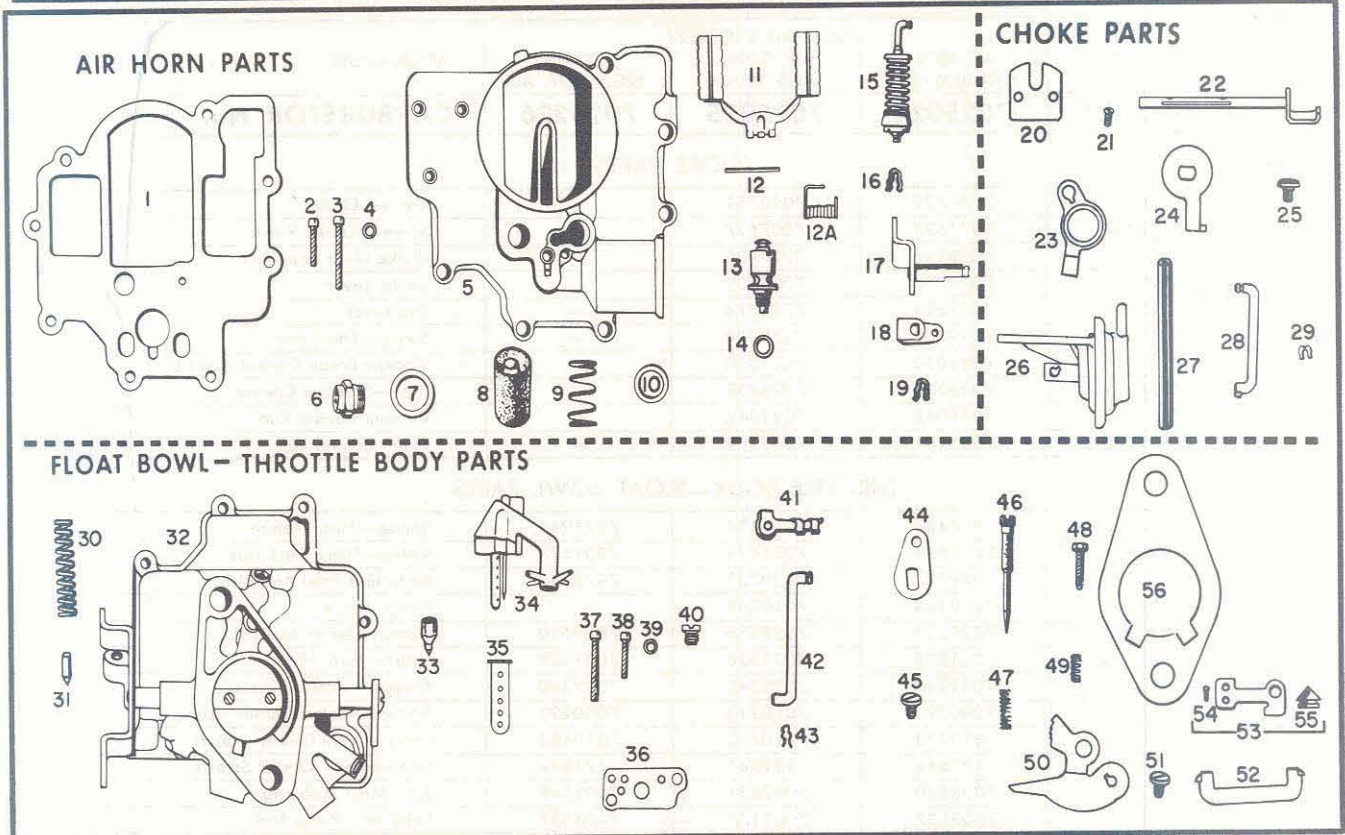
THROTTLE BODY PARTS

42	7025560	7025560	7025560	7025560	Gasket—Throttle Body
43	7015365	7015365	7015365	7015365	Screw—Throttle Body
44	7026594	7025345	7026594	7025345	Cam—Fast Idle
45	7003561	7003561	7003561	7003561	Screw—Cam Attaching
46	7013347	7013347	7013347	7013347	Screw—Idle Stop
47	7002357	7002357	7002357	7002357	Needle—Idle Adjusting
48	7001666	7001666	7001666	7001666	Spring—Idle Needle
49	7025347	7025347	7025347	7025347	Choke Rod
50	7029752	7029751	7029752	7029751	Throttle Body Assembly
51	3828267	3828267	3828267	3828267	Gasket—Flange

IDLE SPEED-UP CONTROL PARTS (Air Conditioned Cars)

7020986	Idle Speed-up Control Assembly
7022237	Diaphragm and Bracket Assembly
7022545	Solenoid Kit
7003234	Contact Screw

FOR SPECIFICATIONS SEE BULLETIN 9 CH-1 FOR ADJUSTMENTS SEE BULLETIN 9 CH-5



PARTS SHOWN ARE FOR IDENTIFICATION ONLY. CONSULT PARTS LIST FOR CORRECT PART NAME AND NUMBER

	A/T STD. S/T ALL	A/T HIGH PERFORMANCE	DUAL AIR CLEANER AIR COND. AND TRUCK	AUXILIARY HIGH PERF. ALL	APPLICATION
	7025023	7025024	7025025	7025226	CARBURETOR No.
	21-337A	21-338A	21-342A	21-343	SERVICE PACKAGE No.
	7016537	7016537	7016537	7016558	OVERHAUL KIT
	VSR-312A	VSR-312A	VSR-312A	VSR-312A	OK KIT
	40-310	40-310	40-310	40-310	GASKET SET

Illus. No.	AIR HORN PARTS				
1	7028504	7028504	7028504	7028504	Gasket—Air Horn
2	7000249	7000249	7000249	7000249	Screw—Air Horn—Short
3	7004079	7004079	7004079	7004079	Screw—Air Horn—Long
4	120217	120217	120217	120217	Lockwasher—Long Screw
5	7027710	7027710	7028900	7029742	Air Horn Assembly
6	7015233	7015233	7015233	7015233	Nut—Fuel Inlet Nut
7	7010010	7010010	7010010	7010010	Gasket—Fuel Inlet Nut
8	7013404	7013404	7013404	7013404	Filter—Fuel Inlet
9	7010007	7010007	7010007	7010007	Spring—Fuel Inlet Filter
10	7013584	7013584	7013584	7013584	Gasket—Fuel Inlet Filter
11	7028501	7028501	7028501	7028501	Float Assembly
12	7001595	7001595	7001595	7001595	Pin—Float Hinge
12A	7028503	7028503	7028503	7028503	Torsion Spring
13	30-3	30-3	30-3	30-3	Needle and Seat Assembly
14	7019535	7019535	7019535	7019535	Gasket—Needle Seat
15	7024746	7024746	7024746	7024746	Pump Assembly
16	1875293	1875293	1875293	1875293	Clip—Pump Plunger
17	7020188	7020188	7020188	7020188	Pump Shaft and Lever Assembly
18	7015249	7015249	7015249	7015249	Lever—Pump Inside
19	1875293	1875293	1875293	1875293	Pin Spring—Pump Lever

Illus. No.	A/T STD. S/T ALL	A/T HIGH PERFORMANCE	DUAL AIR CLEANER AIR COND. AND TRUCK	AUXILIARY HIGH PERF. ALL	APPLICATION
	7025023	7025024	7025025	7025226	CARBURETOR No.
CHOKE PARTS					
20	7020739	7020739	7020739	—	Valve—Choke
21	7007627	7007627	7007627	—	Screw—Choke Valve
22	7020736	7020736	7020736	—	Choke Shaft Assembly
23	7020738	7020738	7020738	—	Choke Lever
24	7022594	7022594	7022594	—	Trip Lever
25	7019709	7019709	7019709	—	Screw—Trip Lever
26	7021050	7021050	7021050	—	Vacuum Break Control Assembly
27	7026339	7026339	7026339	—	Hose—Vacuum Control
28	7021042	7021042	7021042	—	Vacuum Control Rod
29	7005109	7005109	7005109	—	Clip—Control Rod

THROTTLE BODY—FLOAT BOWL PARTS					
30	7017436	7017436	7017436	7027944	Spring—Pump Return
31	7001674	7001674	7001674	7001674	Valve—Pump Discharge
32	7029723	7029757	7029723	7029743	Body and Bowl Assembly
33	7029344	7029344	7029344	—	Power Valve
34	7029337	7029337	7029356	7029520	Venturi Cluster Assembly
35	7021528	7021528	7021528	7021528	Insert—Main Well
36	7029340	7029340	7029340	7029340	Gasket—Venturi Cluster
37	7000293	7000293	7000293	7000293	Screw—Venturi Cluster—Long
38	7010433	7010433	7010433	7010433	Screw—Vent Cluster—Short
39	121841	121841	121841	121841	Lockwasher—Cluster Screws
40	7002651	7002650	7002651	7002648	Jet—Main Metering
41	7003137	7003137	7003137	7003137	Retainer—Pump Rod
42	7020187	7020187	7020187	7020187	Pump Rod
43	1875293	1875293	1875293	1875293	Retainer—Pump Rod
44	7015280	7015280	7015280	7015280	Lever—Pump Actuating
45	7010435	7010435	7010435	7010435	Screw—Pump Lever
46	7016864	7016864	7016864	—	Idle Needle
47	7011479	7011479	7011479	—	Spring—Idle Needle
48	7006213	7006213	7006213	—	Screw—Slow Idle Adjustment
49	7001690	7001690	7001690	—	Spring—Slow Idle Screw
50	7024430	7024430	7024430	—	Cam—Fast Idle
51	7003561	7003561	7003561	—	Screw—Cam Attaching
52	7020747	7020747	7020747	—	Rod—Choke
53	7027892	7027892	7027892	—	Idle Vent Valve Kit
54	7012548	7012548	7012548	—	Screw—Vent Arm
55	7007129	7007129	7007129	—	Valve—Idle Vent
56	3787453	3787453	3787453	3787453	Heat Insulator

IDLE SPEED-UP CONTROL PARTS (Air Conditioned Cars)	
7024097	Idle Speed-up Control Assembly
7027830	Diaphragm and Bracket Assembly
7031406	Solenoid Kit
7027838	Contact Screw

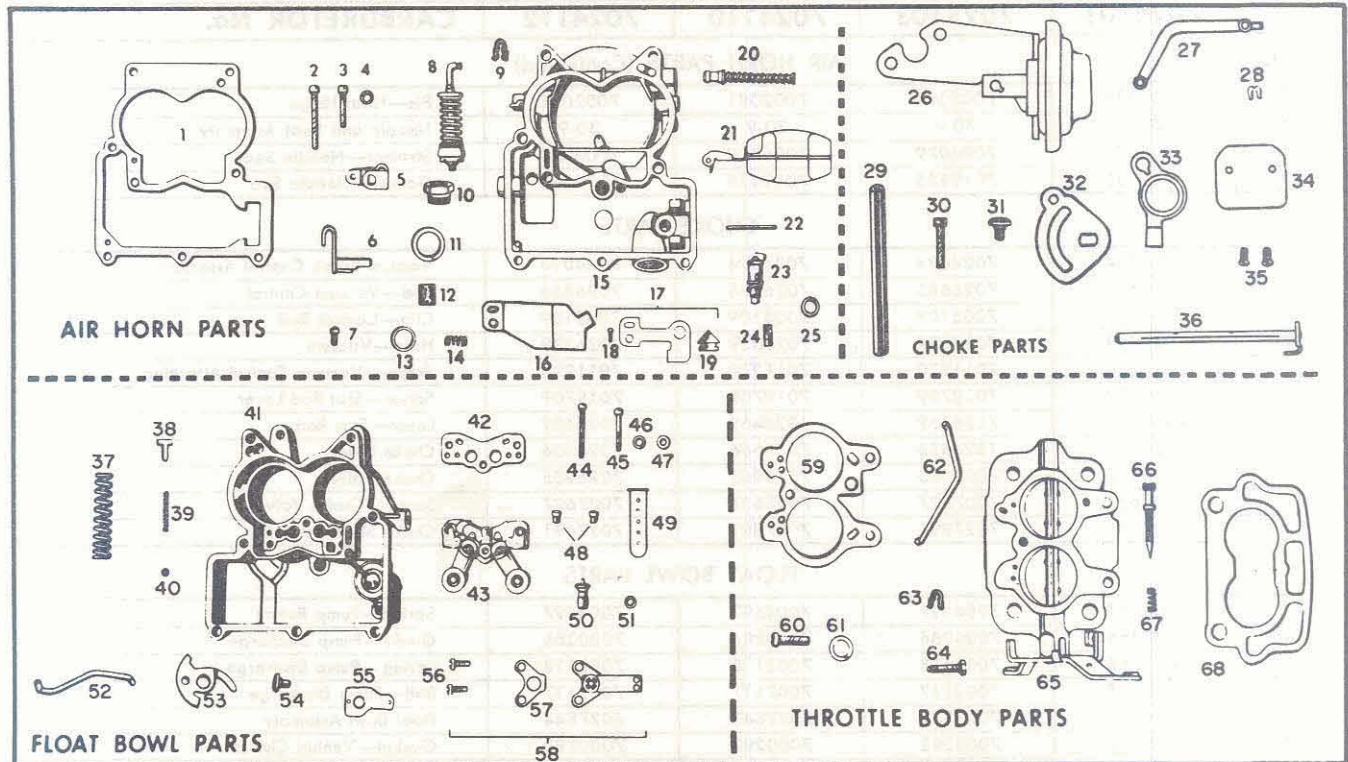
Delco Rochester

MODEL 2GV CARBURETORS

1965 CHEVROLET, CHEVY II, CHEVELLE V-8

283 CUBIC INCH ENGINE — PASSENGER

FOR SPECIFICATIONS SEE BULLETIN 9 CH-1 FOR ADJUSTMENTS SEE BULLETIN 9 CH-3



PARTS SHOWN ARE FOR IDENTIFICATION ONLY. CONSULT PARTS LIST FOR CORRECT PART NAME AND NUMBER

SYNCHROMESH STANDARD	SYNCHROMESH AIR COND.	AUTO. TRANS. STANDARD	AUTO. TRANS. AIR COND.	APPLICATION
7024101	7025103	7024110	7024112	CARBURETOR No.
22-335A	22-335A	22-337	22-337	REPLACEMENT PACKAGE No.
7016441	7016441	7026433	7026433	OVERHAUL KIT
VTR-304	VTR-304	VTR-304	VTR-304	OK KIT
40-240	40-240	40-240	40-240	GASKET SET

Illus. No.	AIR HORN PARTS				
1	7008600	7008600	7008600	7008600	Gasket—Air Horn
2	7010432	7010432	7010432	7010432	Screw—Air Horn (Long)
3	7006119	7006119	7006119	7006119	Screw—Air Horn (Short)
4	120217	120217	120217	120217	Lockwasher—Air Horn Screws
5	7000266	7000266	7000266	7000266	Lever—Pump Inside
6	7006975	7006975	7006975	7006975	Pump Shaft and Lever Assembly
7	7011270	7011270	7011270	7011270	Screw—Pump Lever
8	7019162	7019162	7019164	7019164	Pump Assembly
9	1875293	1875293	1875293	1875293	Clip—Pump Plunger
10	7013525	7013525	7013525	7013525	Nut—Fuel Filter
11	7010010	7010010	7010010	7010010	Gasket—Filter Nut
12	7013404	7013404	7013404	7013404	Filter—Fuel Inlet
13	7013584	7013584	7013584	7013584	Gasket—Fuel Filter
14	7010007	7010007	7010007	7010007	Pring—Fuel Filter
15	7027742	7027742	7027742	7027742	Air Horn Assembly
16	7012835	7012835	7012835	7012835	Shield—Idle Vent Valve
17	7012252	7012252	7012252	7012252	Idle Vent Valve Kit
18	7012548	7012548	7012548	7012548	Screw—Vent Valve and Shield
19	7007129	7007129	7007129	7007129	Idle Vent Valve
20	7006323	7006323	7009718	7009718	Power Piston Assembly
21	7012974	7012974	7012974	7012974	Float Assembly

Illus. No.	SYNCHROMESH STANDARD	SYNCHROMESH AIR COND.	AUTO. TRANS. STANDARD	AUTO. TRANS. AIR COND.	APPLICATION
	7024101	7025103	7024110	7024112	CARBURETOR No.
AIR HORN PARTS (Continued)					
22	7002081	7002081	7002081	7002081	Pin—Float Hinge
23	30-9	30-9	30-9	30-9	Needle and Seat Assembly
24	7006079	7006079	7006079	7006079	Strainer—Needle Seat
25	7019535	7019535	7019535	7019535	Gasket—Needle Seat

CHOKE PARTS

26	7024094	7024094	7024094	7024094	Vacuum Break Control Assembly
27	7026685	7026685	7026685	7026685	Rod—Vacuum Control
28	7005109	7005109	7005109	7005109	Clip—Control Rod
29	7026339	7026339	7026339	7026339	Hose—Vacuum
30	7011270	7011270	7011270	7011270	Screw—Vacuum Control Attaching
31	7019709	7019709	7019709	7019709	Screw—Stat Rod Lever
32	7026469	7026469	7026469	7026469	Lever—Stat Rod
33	7026556	7026556	7026556	7026556	Choke Lever
34	7025955	7025955	7025955	7025955	Choke Valve
35	7007627	7007627	7007627	7007627	Screw—Choke Valve
36	7027891	7027891	7027891	7027891	Choke Shaft Assembly

FLOAT BOWL PARTS

37	7004597	7004597	7004597	7004597	Spring—Pump Return
38	7000286	7000286	7000286	7000286	Guide—Pump Discharge
39	7002118	7002118	7002118	7002118	Spring—Pump Discharge
40	7002117	7002117	7002117	7002117	Ball—Pump Discharge
41	7025371	7025371	7027843	7027844	Float Bowl Assembly
42	7000292	7000292	7000292	7000292	Gasket—Venturi Cluster
43	7026896	7026896	7029598	7029598	Venturi Cluster Assembly
44	7000293	7000293	7000293	7000293	Screw—Venturi Cluster—Outer
45	7000294	7000294	7000294	7000294	Screw—Cluster—Center
46	121841	121841	121841	121841	Lockwasher—Outer Screws
47	7000295	7000295	7000295	7000295	Gasket—Center Screw
48	7002656	7002656	7002655	7002655	Jet—Standard
49	7021528	7021528	7021528	7021528	Insert—Main Well
50	7006331	7006331	7006331	7006331	Power Valve Assembly
51	7001613	7001613	7001613	7001613	Gasket—Power Valve
52	7026559	7026559	7026559	7026559	Choke Rod
53	7028608	7028608	7028608	7028608	Cam—Fast Idle
54	7003561	7003561	7003561	7003561	Screw—Cam Attaching
55	—	7013937	—	7013937	Cover Assembly—Idle Compensator
56	—	7015127	—	7015127	Screw—Idle Compensator
57	—	7013341	—	7013341	Gasket—Idle Compensator
58	—	7028925	—	7028925	Idle Compensator Kit

THROTTLE BODY PARTS

59	7013881	7013881	7013881	7013881	Gasket—Throttle Body
60	7015105	7015105	7015105	7015105	Screw—Throttle Body
61	121744	121744	121744	121744	Lockwasher—Throttle Body Screws
62	7005816	7005816	7005816	7005816	Pump Rod
63	1875293	1875293	1875293	1875293	Clip—Pump Rod
64	7013347	7013347	7013347	7013347	Idle Stop Screw
65	7027744	7027744	7027743	7027745	Throttle Body Assembly
66	7013470	7013470	7013470	7013470	Idle Adjusting Needle
67	7011479	7011479	7011479	7011479	Spring—Idle Needle
68	3704952	3704952	3704952	3704952	Gasket—Flange